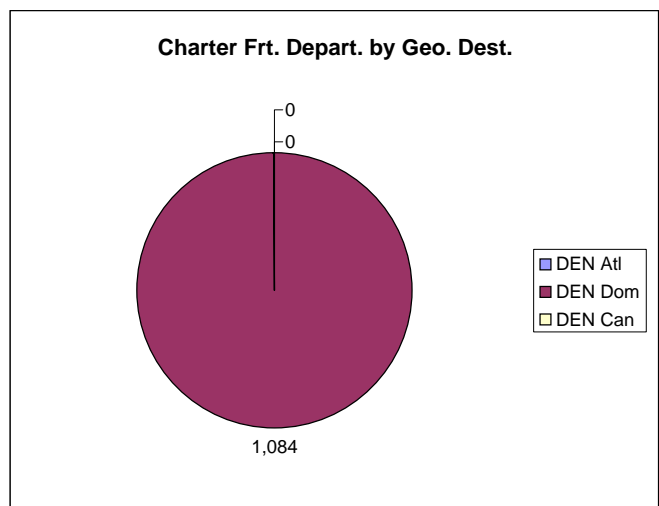
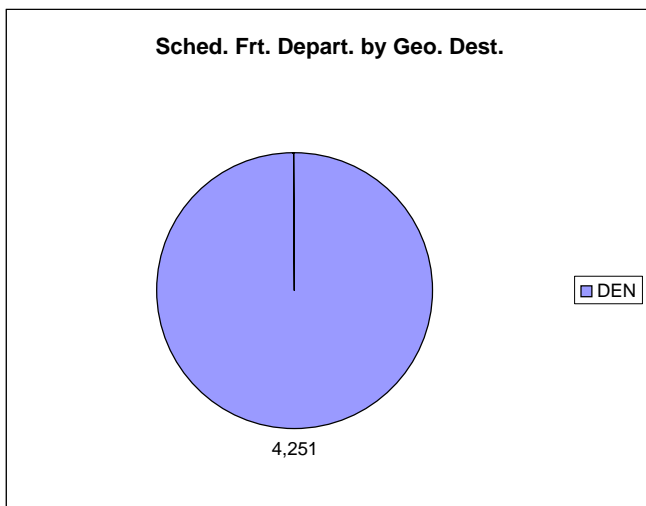
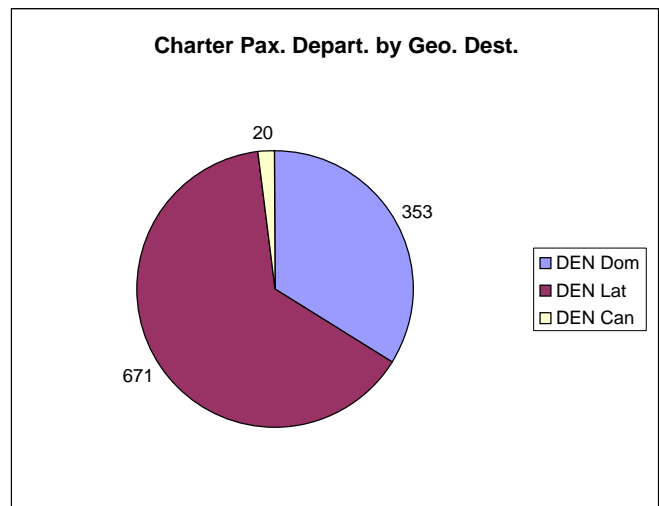
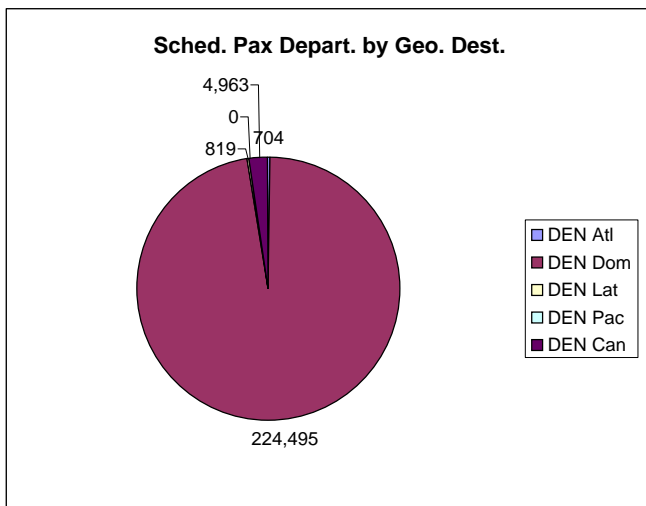
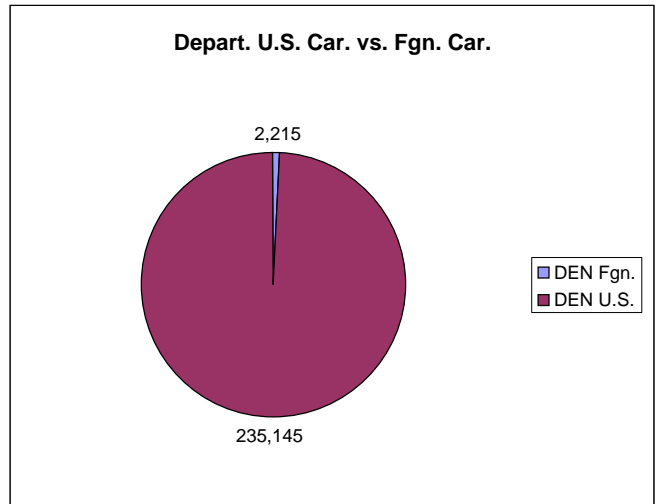
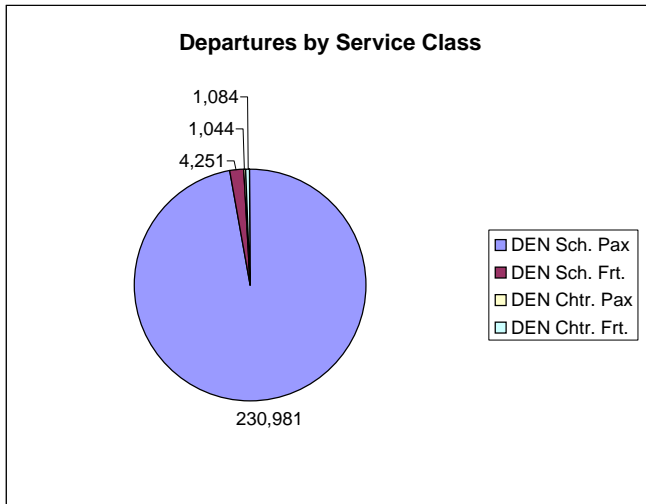
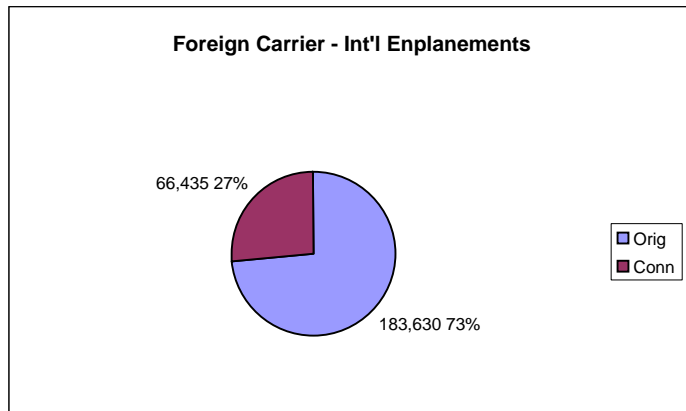
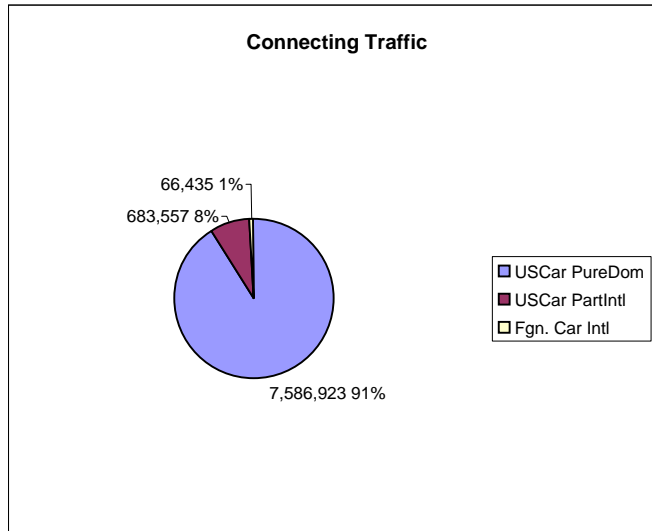
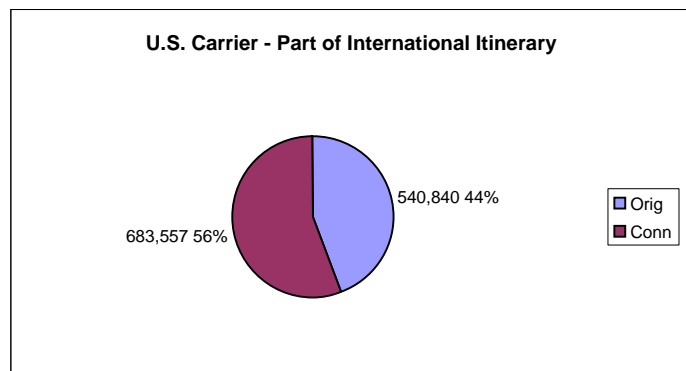
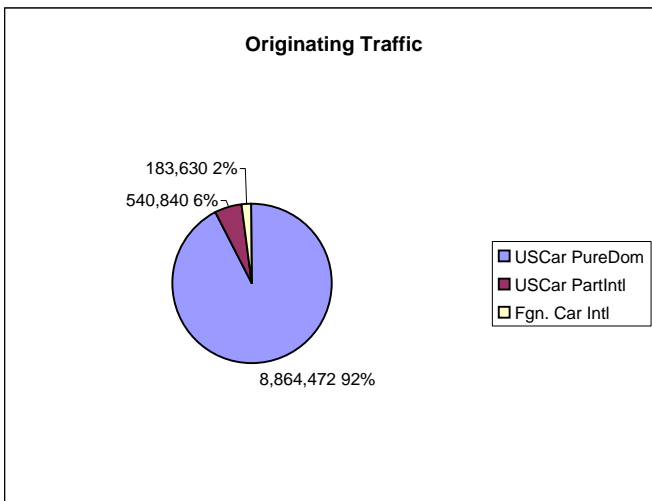
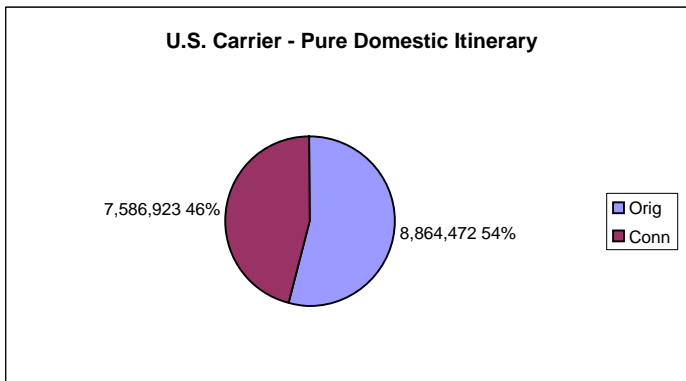
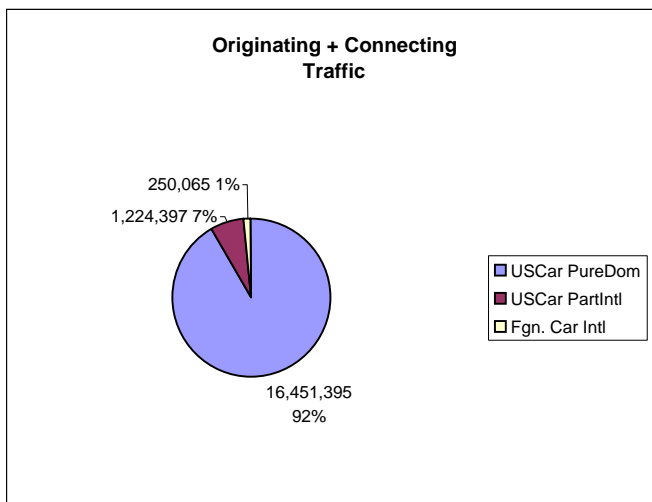
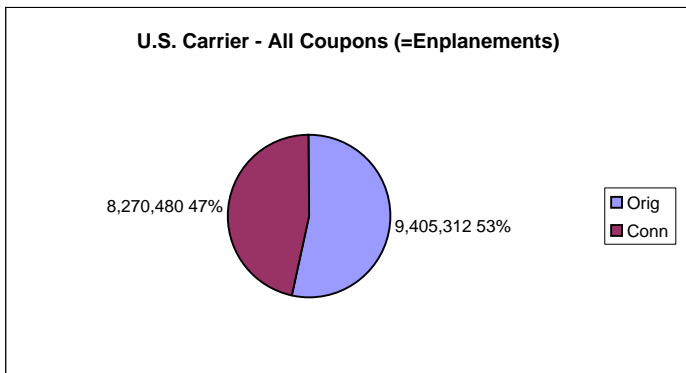


## Denver International Airport Commercial Aircraft Departures - 2003

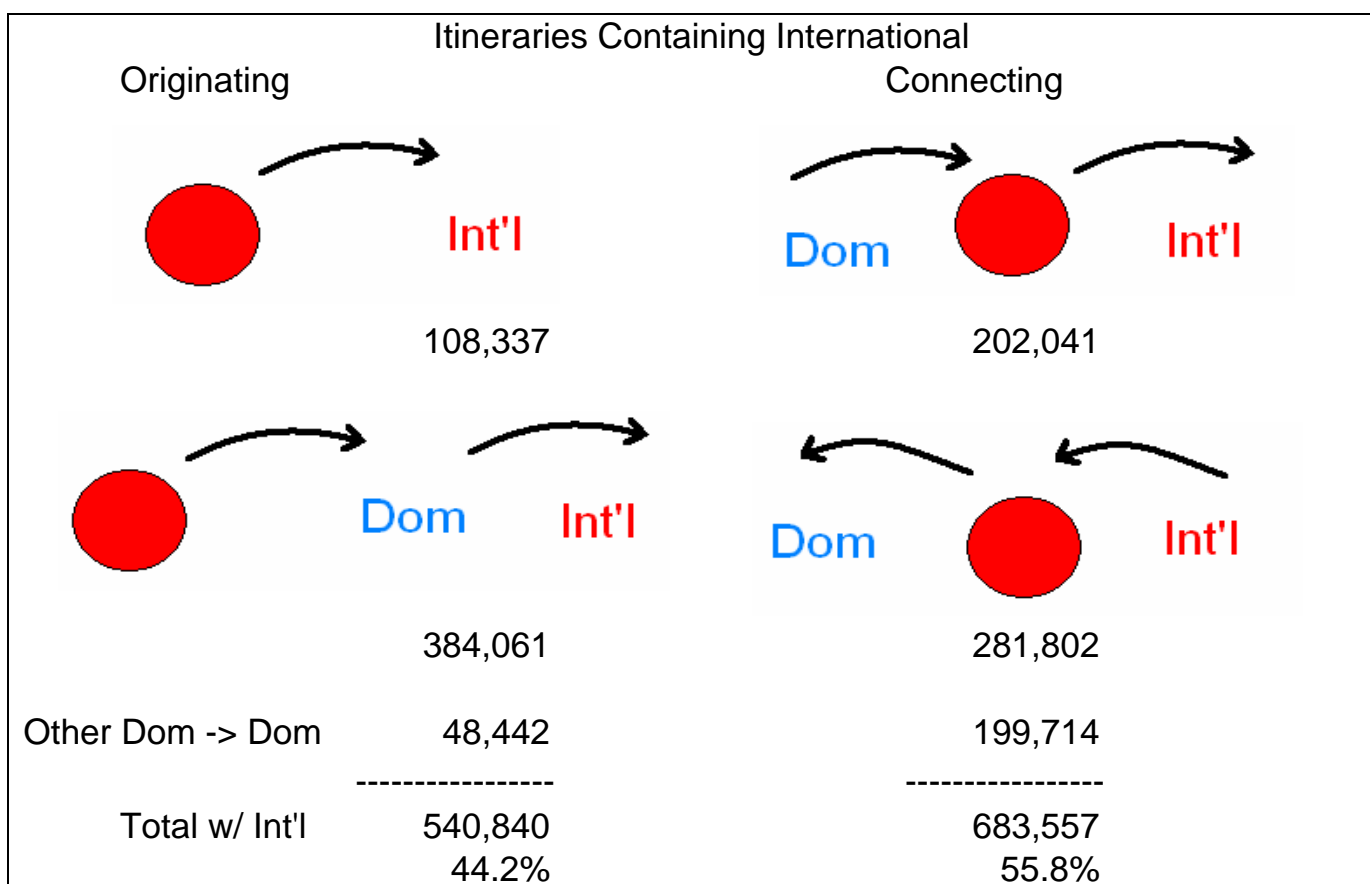
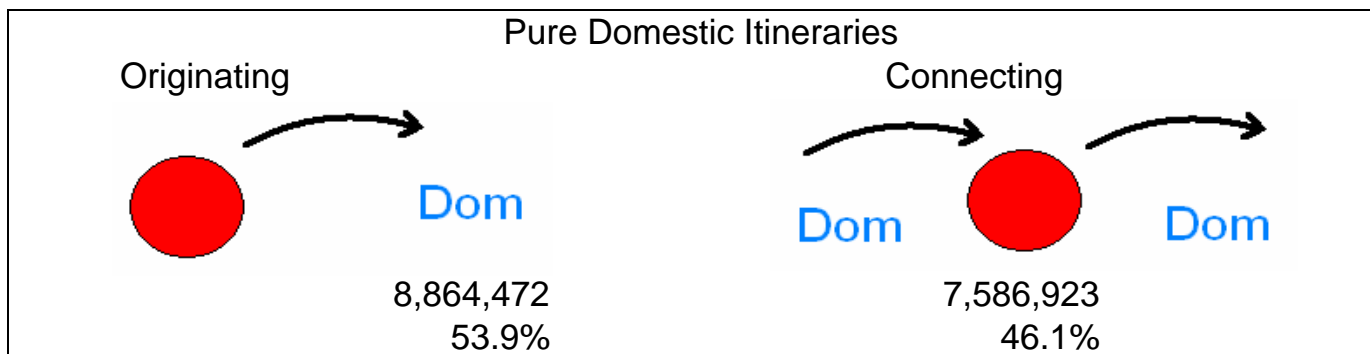


## Denver International Airport - DEN O&D Survey Coupon Passengers - 2003



Note: 10% survey times 10 - enhanced with estimated data for non-survey-reporting-carriers and normalized to "T100 Market" data

Denver International Airport - DEN  
O&D Survey Coupon Passengers - 2003  
(U.S. Carriers Only)



All Itineraries Combined		
Total	Originating	Connecting
	-----	-----
	9,405,312	8,270,480
	53.2%	46.8%
	Originating plus Connecting	
<b>Grand Total</b>	<b>17,675,792</b>	

Note: 10% survey times 10 - enhanced with estimated data for non-survey-reporting-carriers and normalized to "T100 Market" data

### Total Domestic Survey Coupons Summed by Operating Carrier with Correlation to T100 Data - Year 2003

(10% survey times 10 - enhanced with estimated data for non-survey-reporting-carriers ("XX" Marketing Carrier) and normalized to "T100 Market" data)

Enpl. Airport	All U.S. Airports	Operating Carrier	Marketing Carrier	Total Dom. Coupons	T100 Market Pass. Enpl.	T100 Segmt. Onboard Pass.	Aircraft Departures	Average Non-Stop Distance	Average Seats per Departure	Available Seat Miles (ASM's)	Revenue Pass. Miles (RPM's)	Load Factor	Revenue per ASM (cents/mile)	Survey Rev. per Cpn. Mile (cents/mile)
DEN		AA	AA	815,916										12.37
DEN		AA	AS	6,966										12.93
DEN		AA	QF	1,939										20.56
DEN		AA	9N	1,821										12.58
DEN		AA	IB	1,247										6.28
DEN		AA	LO	544										6.96
DEN		AA	LX	384										10.51
DEN		AA	TK	324										8.73
DEN		AA	JL	222										15.79
DEN		AA	TA	40										40.53
DEN		AA	CX	38										12.16
DEN		AA	LR	20										8.95
DEN		AA	JJ	19										8.48
DEN	SUB	AA		829,480	829,181	833,144	8,847	819	138.2	997,763,000	676,447,000	67.8	8.39	12.37
DEN		AS	AS	140,502										11.05
DEN		AS	NW	12,557										11.60
DEN	SUB	AS		153,059	152,760	152,760	1,698	1,016	136.9	236,139,000	155,317,000	65.8	7.30	11.09
DEN		B6	B6	49,707										7.88
DEN	SUB	B6		49,707	49,970	49,970	364	1,626	160.5	95,003,000	81,251,000	85.5	6.74	7.88
DEN		CO	CO	449,122										11.29
DEN		CO	NW	15,969										7.95
DEN		CO	DL	264										17.31
DEN		CO	CM	18										14.27
DEN	SUB	CO		465,373	464,125	467,715	4,180	1,107	143.4	641,600,000	500,698,000	78.0	8.73	11.19
DEN		DH	UA	1,993										10.61
DEN	SUB	DH		1,993										10.61
DEN		DL	DL	697,958										11.07
DEN		DL	AF	2,381										9.01
DEN		DL	SA	318										10.83
DEN		DL	AZ	300										5.35
DEN		DL	CO	260										10.53
DEN		DL	AM	149										11.22
DEN	SUB	DL		701,366	696,654	698,478	6,127	908	161.2	907,121,000	674,314,000	74.3	8.22	11.06
DEN		EV	DL	22,137										13.53
DEN		EV	CO	9										8.39
DEN	SUB	EV		22,146	21,796	21,796	552	641	50.0	17,704,000	13,978,000	79.0	10.69	13.53
DEN		F8	HP	8,039										10.63
DEN		F8	XX	592										18.40
DEN	SUB	F8		8,631	7,521	9,053	163	602	64.1	6,289,000	5,450,000	86.7	9.68	11.16
DEN		F9	F9	2,462,677										11.36
DEN	SUB	F9		2,462,677	2,446,680	2,592,020	28,909	862	132.3	3,289,708,000	2,284,772,000	69.5	7.90	11.36



### Total Domestic Survey Coupons Summed by Operating Carrier with Correlation to T100 Data - Year 2003

(10% survey times 10 - enhanced with estimated data for non-survey-reporting-carriers ("XX" Marketing Carrier) and normalized to "T100 Market" data)

Enpl. Airport	All U.S. Airports	Operating Carrier	Marketing Carrier	Total Dom. Coupons	T100 Market Pass. Enpl.	T100 Segmt. Onboard Pass.	Aircraft Departures	Average Non-Stop Distance	Average Seats per Departure	Available Seat Miles (ASM's)	Revenue Pass. Miles (RPM's)	Load Factor	Revenue per ASM (cents/mile)	Survey Rev. per Cpn. Mile (cents/mile)
DEN		UA	AC	72,336										11.09
DEN		UA	LH	2,933										9.81
DEN		UA	SK	1,312										7.04
DEN		UA	BD	289										10.80
DEN		UA	NZ	253										14.23
DEN		UA	LO	50										7.93
DEN		UA	RG	29										3.55
DEN	SUB	UA		9,009,881	8,958,511	9,148,570	82,675	920	145.1	11,455,747,000	8,863,133,000	77.4	9.34	12.07
DEN		US	US	292,725										9.35
DEN		US	UA	59,122										10.35
DEN	SUB	US		351,847	351,566	355,814	3,591	1,406	134.5	679,462,000	496,246,000	73.0	6.95	9.52
DEN		XP	XP	1,208										5.00
DEN	SUB	XP		1,208	1,314	1,269	14	588	122.0	1,002,000	745,000	74.4	3.72	5.00
DEN		YV	XX	96,100										21.83
DEN		YV	UA	83,742										13.15
DEN		YV	F9	50,275										11.93
DEN		YV	HP	3,756										13.91
DEN	SUB	YV		233,873	245,745	248,863	6,977	447	46.9	158,624,000	122,581,000	77.3	12.91	16.70
DEN		YX	YX	58,331										11.56
DEN	SUB	YX		58,331	58,663	58,663	664	894	128.0	76,050,000	52,480,000	69.0	7.98	11.56
DEN		YY	YY	1,006										9.67
DEN	SUB	YY		1,006										9.67
DEN		ZK	XX	92,782										36.54
DEN		ZK	UA	87,184										20.61
DEN		ZK	ZK	21,811										21.28
DEN		ZK	F9	14,755										20.96
DEN	SUB	ZK		216,532	216,837	216,803	27,682	257	19.9	143,192,000	58,367,000	40.8	11.38	27.89
DEN		ZV	XX	1,434										25.75
DEN	SUB	ZV		1,434	1,434	1,560	322	446	19.0	2,727,000	693,000	25.4	6.54	25.75
DEN		ZW	UA	731,553										14.54
DEN		ZW	US	955										17.80
DEN	SUB	ZW		732,508	722,389	722,642	16,850	457	60.7	442,234,000	343,537,000	77.7	11.31	14.56
DEN		9N	AA	4,756										15.83
DEN	SUB	9N		4,756	4,515	4,515	121	770	50.0	4,659,000	3,476,000	74.6	11.81	15.83
DEN	TOT			17,365,414	17,279,168	17,650,491	224,489	744	107.6	21,173,549,000	15,868,658,000	74.9	8.99	12.00

Summary by OpCar/MktCar Coupon for Selected Enplanement Airport  
O&D Survey Domestic Passenger Coupon Data - Year 2003

(10% survey times 10 - enhanced with estimated data for non-survey-reporting-carriers ("XX" Marketing Carrier) and normalized to "T100 Market" data)

Enpl. Airport	All U.S. Airports	Operating Carrier	Marketing Carrier	Pure Dom. Orig. Coupons	Pure Dom. Conn. Coupons	Dom. Part Int'l Tkt.	Origin Pass. Coupon Rev.	Connect Pass. Coupon Rev.	Dom. Part Int'l Tkt. Rev.	Dist.	Orig. Yield Cents / Mile	Conn. Yield Cents / Mile	DPIT Yield Cents / Mile	Total Dom. Coupons	Total Dom. Revenue	Total Dom. Cents / Mile
DEN		UA	UA	3,199,239	4,951,556	490,124	514,869,504	455,741,045	48,595,923	970	16.59	9.49	10.22	8,640,919	1,019,206,473	12.16
DEN		F9	F9	1,501,700	950,665	10,312	179,708,548	67,385,977	763,120	886	13.51	8.00	8.35	2,462,677	247,857,645	11.36
DEN		AA	AA	703,814	21,194	90,908	70,056,605	2,425,986	10,376,967	821	12.12	13.94	13.90	815,916	82,859,557	12.37
DEN		ZW	UA	147,979	556,148	27,426	20,396,026	28,873,139	1,346,298	476	28.96	10.91	10.31	731,553	50,615,463	14.54
DEN		DL	DL	628,908	30,067	38,983	68,715,659	2,839,753	3,869,381	976	11.20	9.68	10.17	697,958	75,424,793	11.07
DEN		OO	UA	64,348	534,216	25,125	8,899,262	34,998,091	1,589,845	559	24.74	11.72	11.32	623,689	45,487,198	13.05
DEN		NW	NW	454,420	8,122	26,005	45,745,348	1,165,581	2,307,131	857	11.75	16.75	10.35	488,547	49,218,060	11.76
DEN		CO	CO	384,960	6,662	57,500	47,089,630	1,152,145	6,464,986	1,079	11.34	16.03	10.42	449,122	54,706,762	11.29
DEN		HP	HP	297,889	7,312	21,199	30,772,402	528,713	2,007,933	620	16.66	11.66	15.28	326,400	33,309,047	16.46
DEN		US	US	250,501	24,257	17,967	33,013,696	3,689,752	1,694,060	1,403	9.39	10.84	6.72	292,725	38,397,508	9.35
DEN		UA	US	56,597	232,433	2,730	8,434,468	20,688,867	312,563	1,031	14.46	8.63	11.11	291,760	29,435,898	9.79
DEN		OO	XX	167,861			21,588,301			605	21.26			167,861	21,588,301	21.26
DEN		TZ	TZ	162,530	842	117	16,738,376	108,461	15,956	925	11.13	13.93	14.74	163,489	16,862,793	11.15
DEN		AS	AS	132,367	3,537	4,598	16,025,506	559,143	809,861	1,120	10.81	14.12	15.73	140,502	17,394,510	11.05
DEN		NK	NK	124,445	22		14,089,821	1,019		1,497	7.56	3.10		124,467	14,090,840	7.56
DEN		YV	XX	96,100			12,000,500			572	21.83			96,100	12,000,500	21.83
DEN		ZK	XX	92,782			9,931,964			293	36.54			92,782	9,931,964	36.54
DEN		ZK	UA	1,536	82,131	3,517	102,947	4,464,419	193,299	265	25.29	20.51	20.74	87,184	4,760,664	20.61
DEN		YV	UA	8,133	72,541	3,068	1,010,657	3,456,925	145,152	419	29.66	11.37	11.29	83,742	4,612,733	13.15
DEN		UA	AC	42	31	72,263	3,381		7,007,796	874	9.21	5.95	11.10	72,336	7,012,787	11.09
DEN		US	UA	35,777	22,268	1,077	4,897,033	3,290,119	216,230	1,374	9.96	10.75	14.61	59,122	8,403,382	10.35
DEN		YX	YX	57,881	380	70	5,975,737	49,558	10,484	895	11.54	14.57	16.74	58,331	6,035,780	11.56
DEN		FL	FL	56,358	343	20	5,608,904	42,725	3,988	1,204	8.27	10.35	16.56	56,721	5,655,617	8.28
DEN		YV	F9	11,780	38,367	128	1,402,542	2,364,344	10,523	630	18.90	9.78	13.05	50,275	3,777,409	11.93
DEN		B6	B6	49,707			6,371,116			1,626	7.88			49,707	6,371,116	7.88
DEN		SY	SY	29,824	10		2,569,040	757		674	12.78	11.23		29,834	2,569,796	12.78
DEN		OO	DL	24,095	1,940	445	1,920,045	165,302	18,667	535	14.90	15.93	7.84	26,480	2,104,014	14.85
DEN		EV	DL	20,845	1,147	145	1,808,690	120,767	11,294	648	13.39	16.25	12.02	22,137	1,940,750	13.53
DEN		ZK	ZK	1,184	19,439	1,188	93,521	1,038,598	70,108	259	30.50	20.63	22.79	21,811	1,202,227	21.28
DEN		NW	CO	17,146	300	411	1,423,808	33,136	49,053	907	9.16	12.18	13.16	17,857	1,505,997	9.30
DEN		CO	NW	14,776	412	781	1,096,674	59,441	79,916	974	7.62	14.81	10.51	15,969	1,236,031	7.95
DEN		ZK	F9	130	14,596	29	7,131	826,572	1,135	270	20.32	20.97	14.50	14,755	834,838	20.96
DEN		AS	NW	10,633	1,227	697	1,235,246	175,143	76,180	1,021	11.38	13.98	10.71	12,557	1,486,569	11.60
DEN		QX	AS	11,549	376	352	1,217,051	45,833	51,813	986	10.69	12.36	14.93	12,277	1,314,697	10.86
DEN		G4	G4	8,070			714,741			629	14.08			8,070	714,741	14.08
DEN		F8	HP	7,389	170	480	466,812	7,556	45,046	608	10.39	7.31	15.44	8,039	519,414	10.63
DEN		AA	AS	6,083	98	785	679,825	12,193	84,525	862	12.97	14.43	12.49	6,966	776,544	12.93
DEN		RU	CO	4,903	58	137	749,981	7,615	19,068	1,203	12.72	10.91	11.57	5,098	776,664	12.66
DEN		9N	AA	4,638	92	26	565,754	9,503	4,601	770	15.84	13.41	22.98	4,756	579,858	15.83
DEN		YV	HP	2,907	155	694	242,422	9,355	62,837	602	13.85	10.03	15.04	3,756	314,614	13.91
DEN		UA	LH	126	38	2,769	13,061	1,349	185,545	695	14.91	5.11	9.64	2,933	199,954	9.81
DEN		RP	AA	2,392	11	67	321,295	581	6,857	770	17.44	6.86	13.29	2,470	328,733	17.28
DEN		DL	AF	38		2,343	0		246,149	1,148	0.00		9.15	2,381	246,149	9.01
DEN		DH	UA	696	1,205	92	62,751	74,956	9,484	696	12.95	8.94	14.81	1,993	147,191	10.61
DEN		AA	QF	103		1,836	39,222		304,358	862	44.18		19.23	1,939	343,581	20.56
DEN		NW	KL			1,927			115,874	886			6.79	1,927	115,874	6.79
DEN		AA	9N	1,791	30		174,618	1,782		770	12.66	7.71		1,821	176,400	12.58
DEN		ZV	XX	1,434			166,904			452	25.75			1,434	166,904	25.75
DEN		GQ	XX	1,408			163,740			455	25.56			1,408	163,740	25.56



