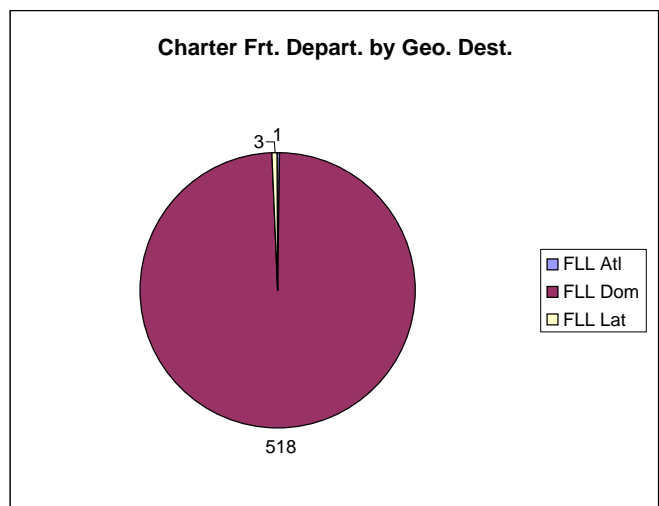
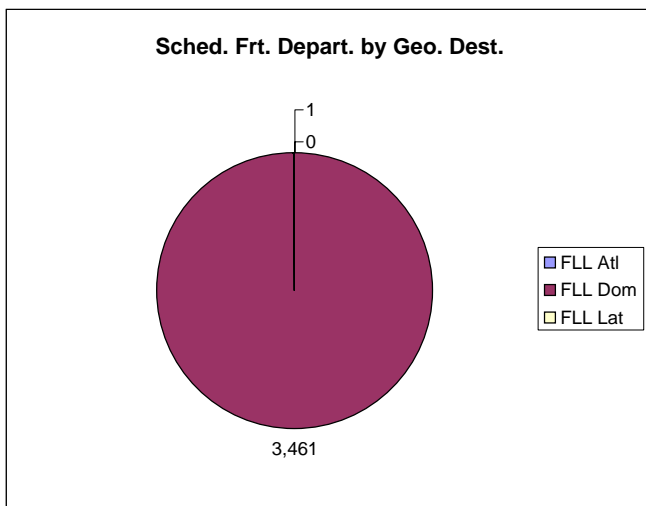
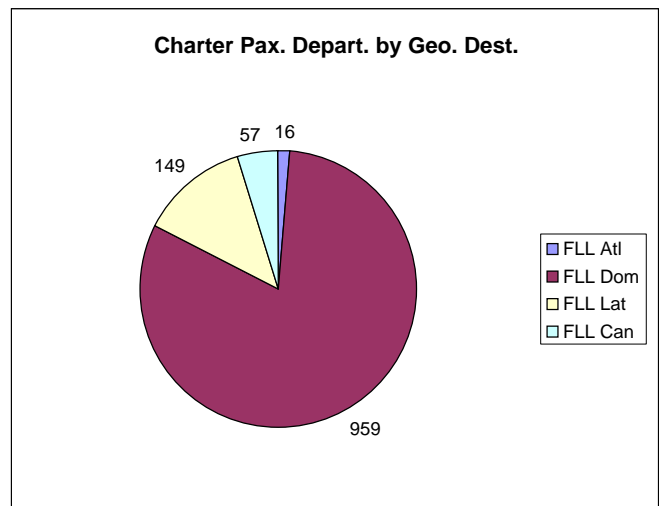
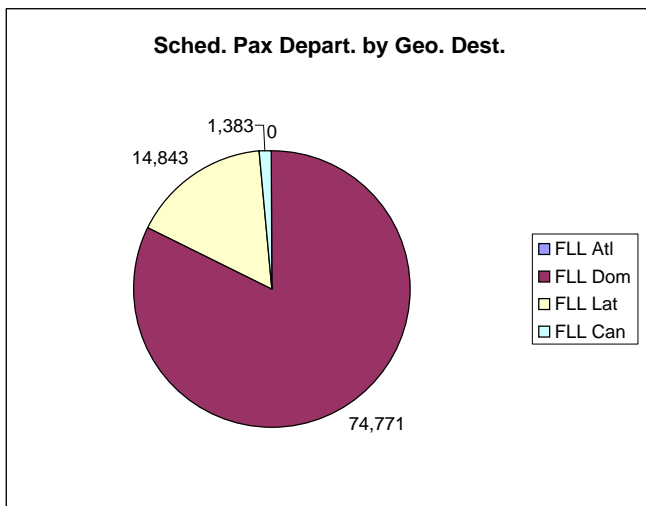
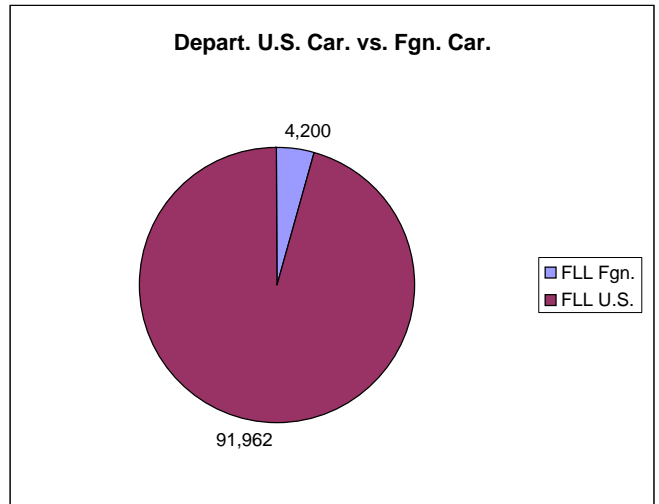
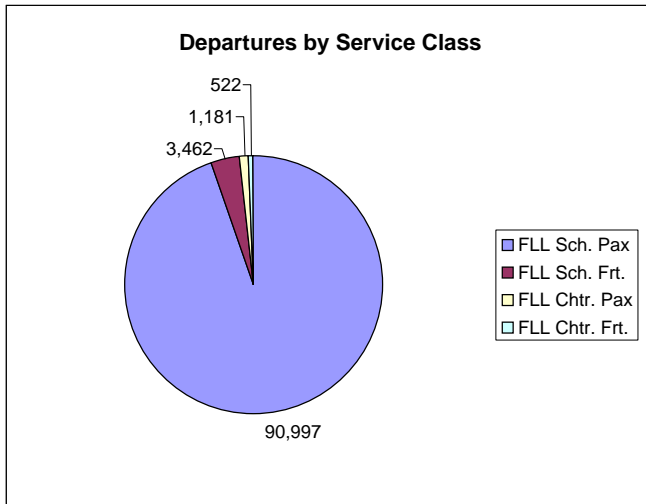
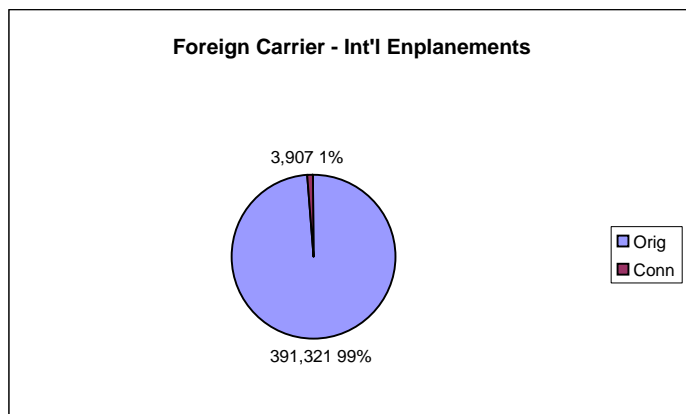
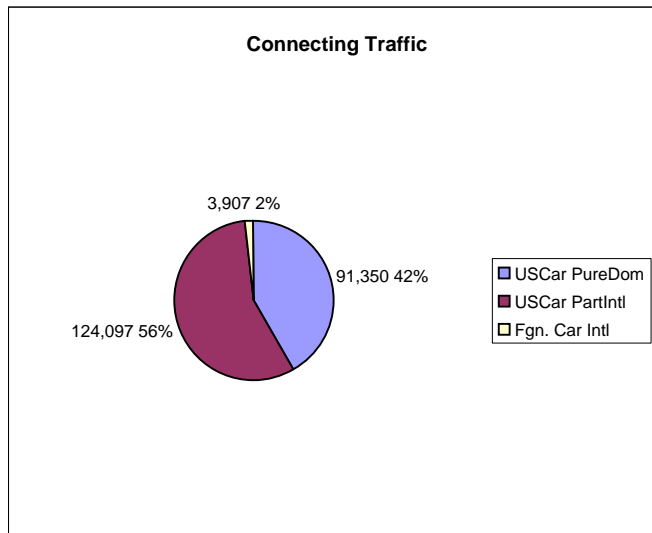
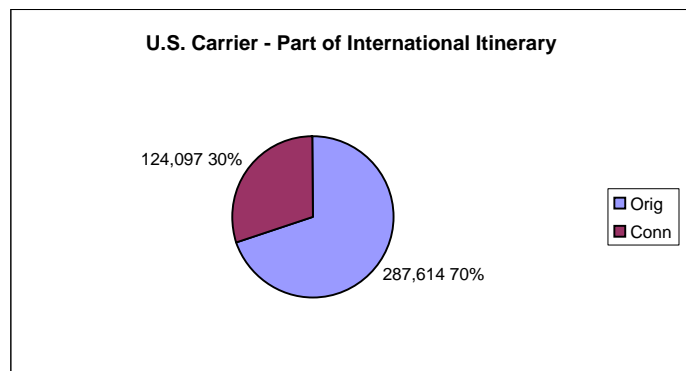
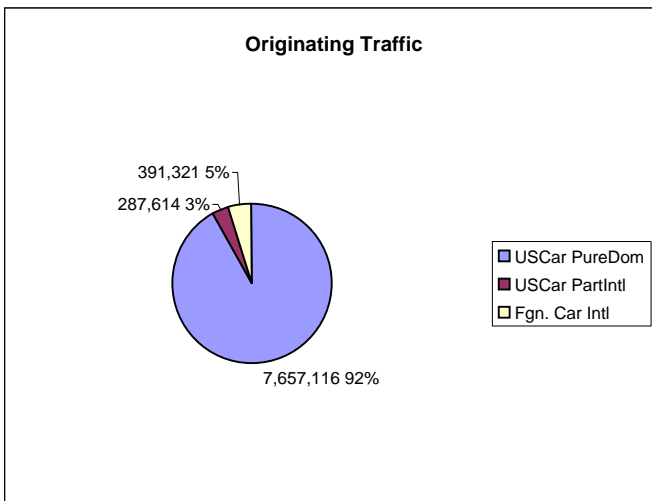
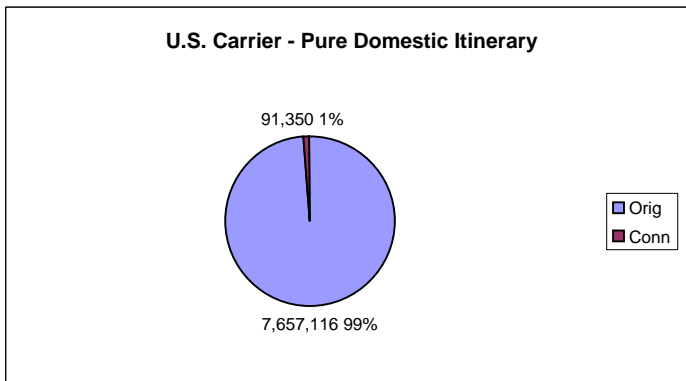
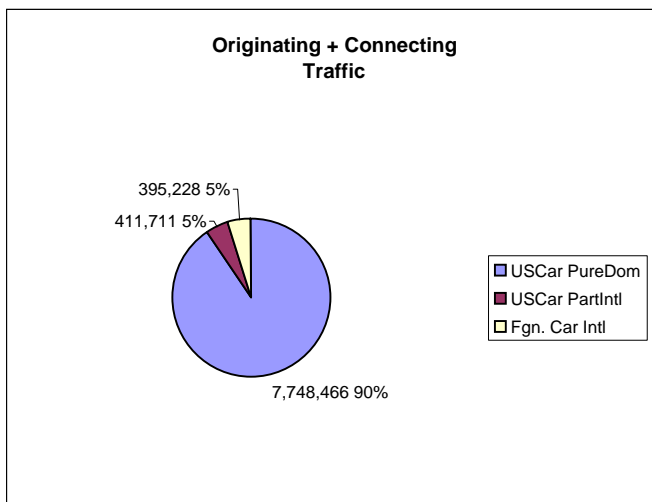
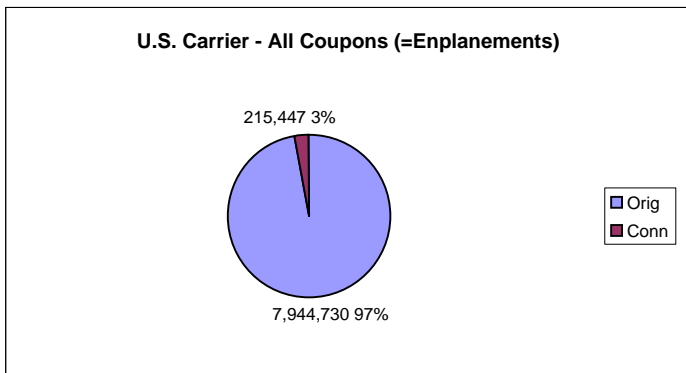


Fort Lauderdale International
Commercial Aircraft Departures - 2003

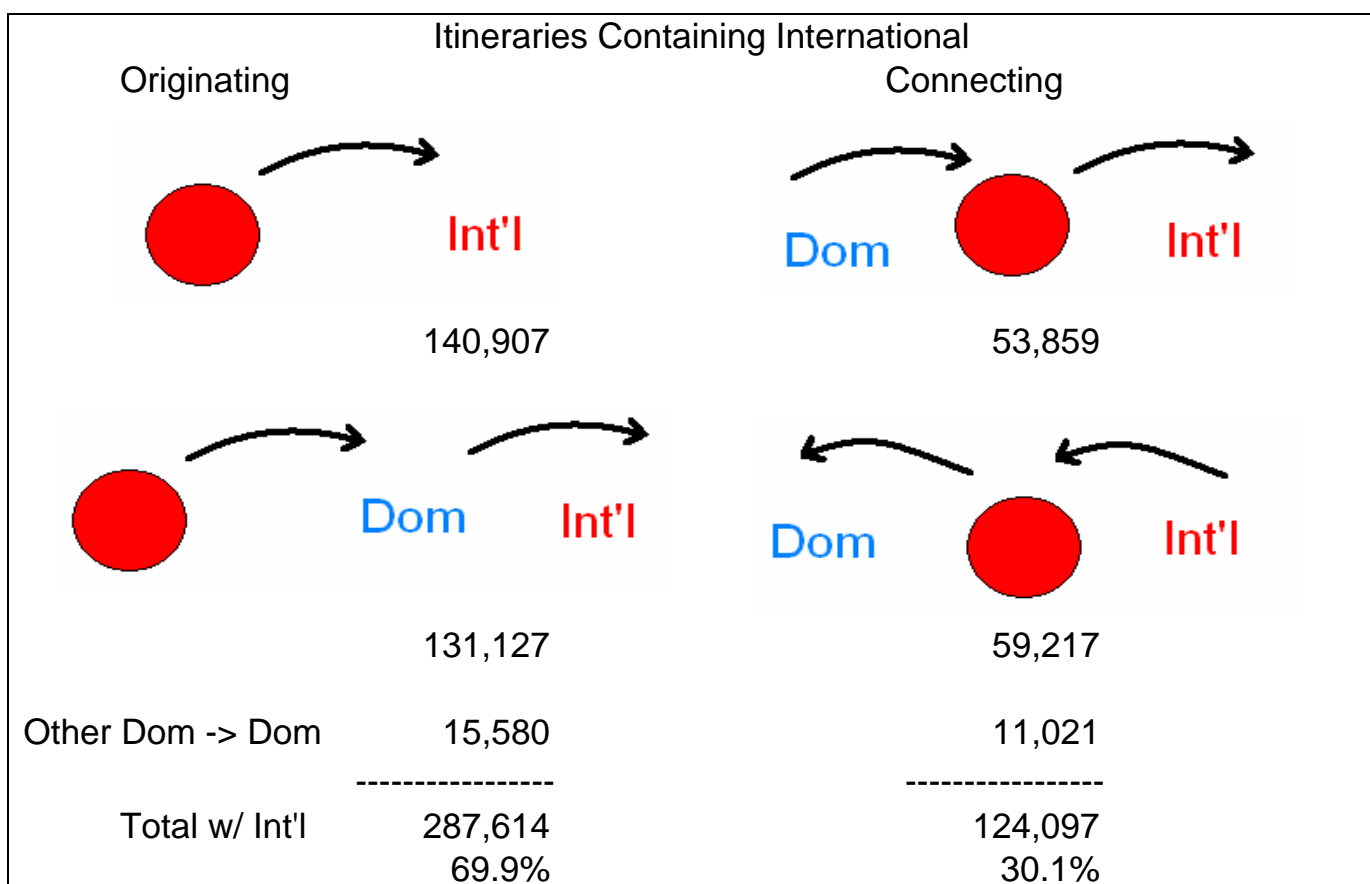
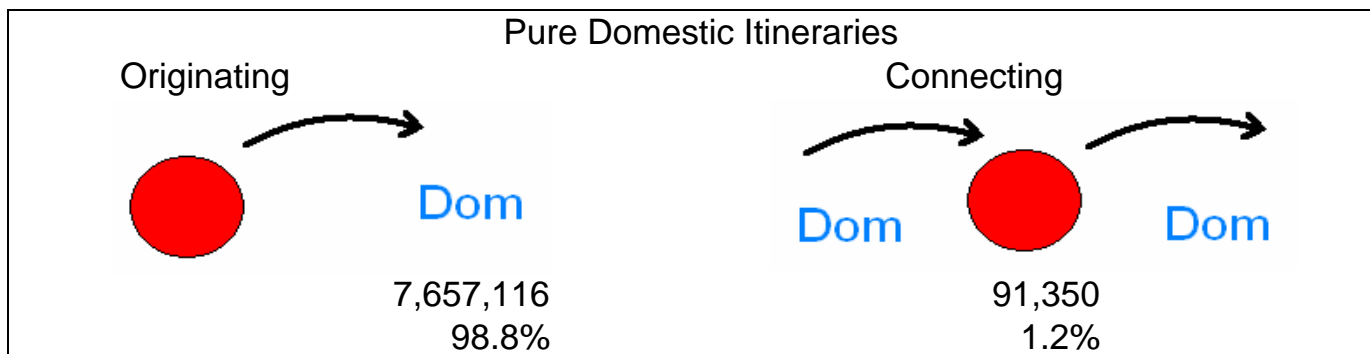


Fort Lauderdale International - FLL O&D Survey Coupon Passengers - 2003



Note: 10% survey times 10 - enhanced with estimated data for non-survey-reporting-carriers and normalized to "T100 Market" data

Fort Lauderdale International - FLL
 O&D Survey Coupon Passengers - 2003
 (U.S. Carriers Only)



All Itineraries Combined

Total	Originating	Connecting
	7,944,730	215,447
	97.4%	2.6%
Grand Total	8,160,177	

Note: 10% survey times 10 - enhanced with estimated data for non-survey-reporting-carriers and normalized to "T100 Market" data

Total Domestic Survey Coupons Summed by Operating Carrier with Correlation to T100 Data - Year 2003

(10% survey times 10 - enhanced with estimated data for non-survey-reporting-carriers ("XX" Marketing Carrier) and normalized to "T100 Market" data)

Enpl. Airport	All U.S. Airports	Operating Carrier	Marketing Carrier	Total Dom. Coupons	T100 Market Pass. Enpl.	T100 Segmt. Onboard Pass.	Aircraft Departures	Average Non-Stop Distance	Average Seats per Departure	Available Seat Miles (ASM's)	Revenue Pass. Miles (RPM's)	Load Factor	Revenue per ASM (cents/mile)	Survey Rev. per Cpn. Mile (cents/mile)
FLL	SUB	RP		67,008	67,017	67,017	2,178	480	40.1	44,122,000	32,150,000	72.9	14.35	19.69
FLL		TZ	TZ	204,099										8.58
FLL	SUB	TZ		204,099	203,316	204,065	1,352	1,120	210.0	317,561,000	229,358,000	72.2	6.20	8.58
FLL		UA	UA	124,595										8.80
FLL		UA	US	2,360										8.70
FLL		UA	SK	169										6.21
FLL	SUB	UA		127,124	126,170	126,655	1,077	1,178	138.3	175,111,000	149,101,000	85.1	7.49	8.80
FLL		US	US	734,772										10.77
FLL		US	UA	70,165										9.72
FLL	SUB	US		804,937	804,193	804,732	6,795	848	152.1	873,092,000	682,386,000	78.2	8.35	10.68
FLL		WN	WN	1,052,749										11.34
FLL	SUB	WN		1,052,749	1,046,771	1,047,071	12,814	454	135.9	793,222,000	497,886,000	62.8	7.12	11.34
FLL		YX	YX	12,447										9.52
FLL	SUB	YX		12,447	12,442	12,442	142	1,243	117.3	20,701,000	15,466,000	74.7	7.11	9.52
FLL		YY	YY	300										9.79
FLL	SUB	YY		300										9.79
FLL		3M	CO	15,814										13.58
FLL		3M	XX	13,535										52.36
FLL	SUB	3M		29,349	29,349	29,711	2,807	158	19.0	8,455,000	4,781,000	56.5	18.13	32.09
FLL		9K	XX	4,765										55.74
FLL		9K	9K	1,386										16.15
FLL	SUB	9K		6,151	6,161	6,161	1,546	139	9.0	1,938,000	881,000	45.5	21.40	47.02
FLL	TOT			7,965,411	7,958,684	8,020,973	74,761	864	142.3	9,840,549,000	7,607,369,000	77.3	7.61	9.85

