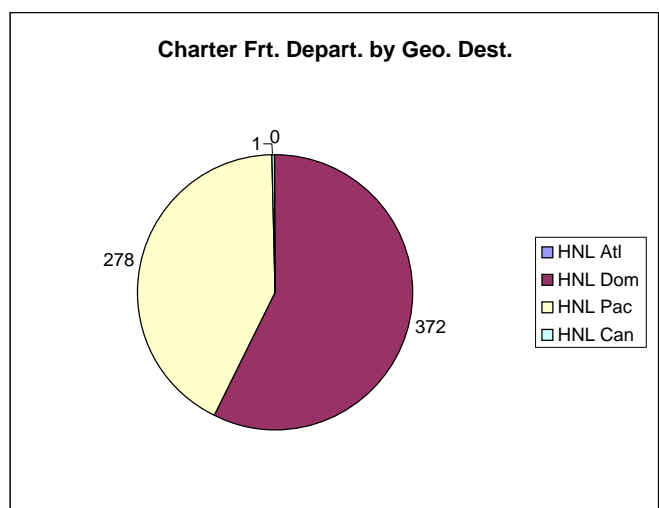
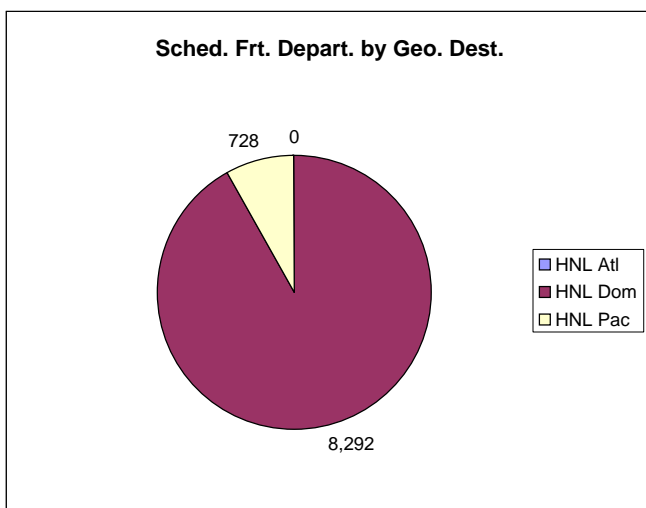
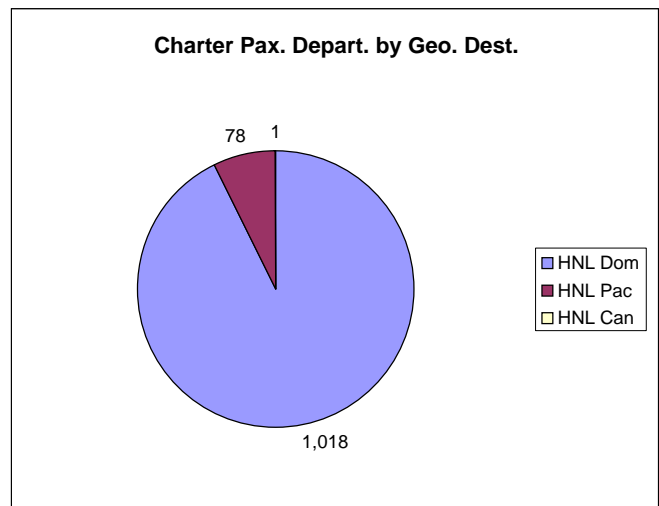
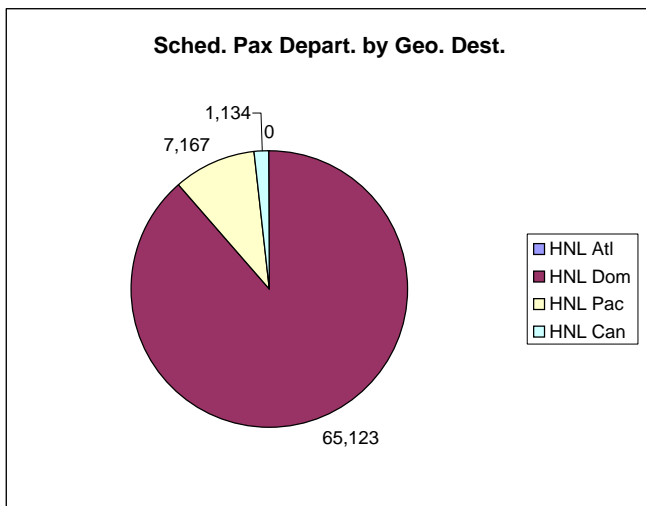
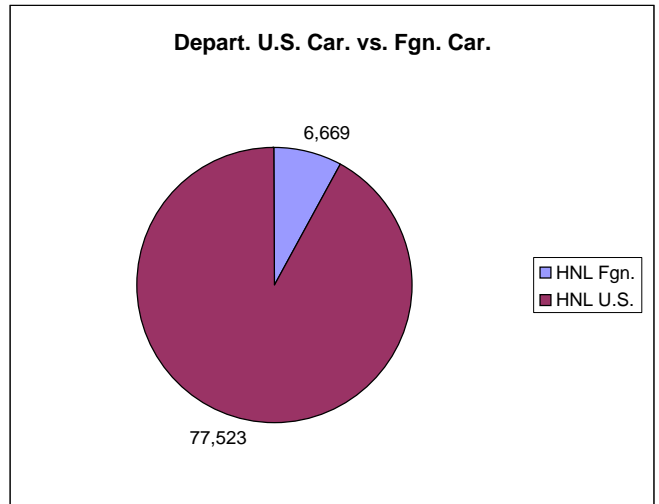
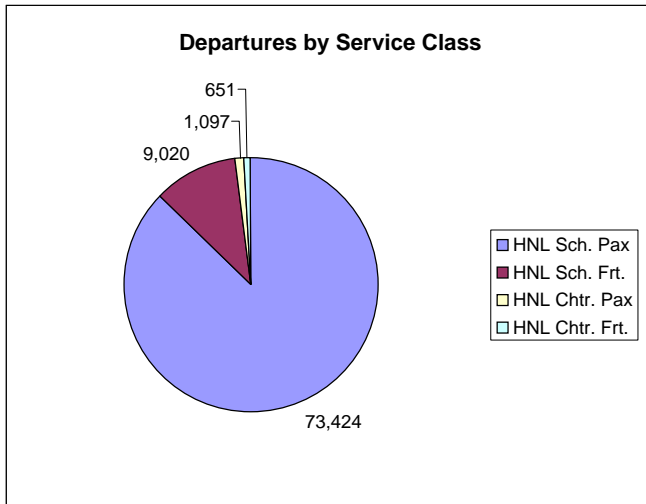
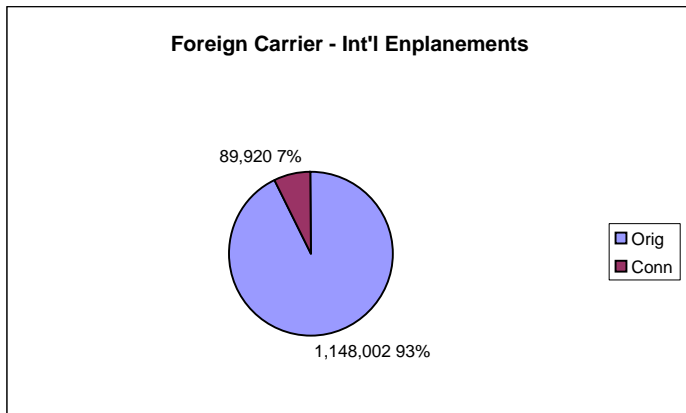
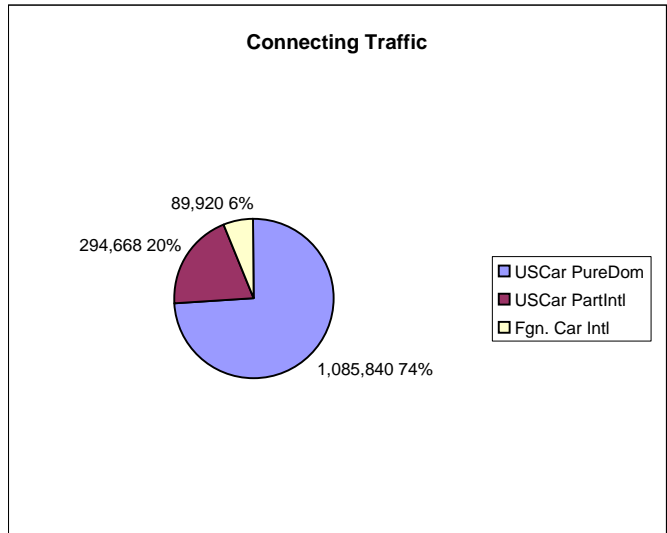
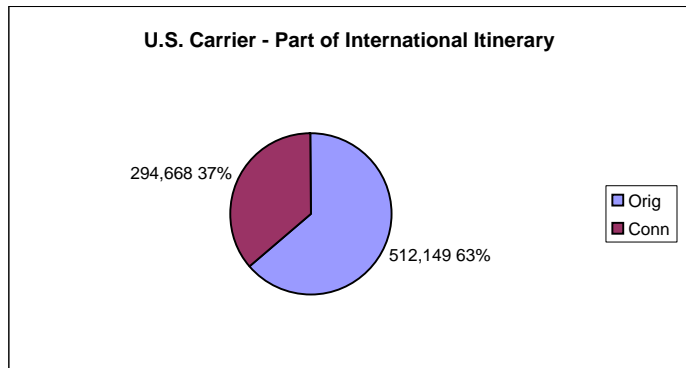
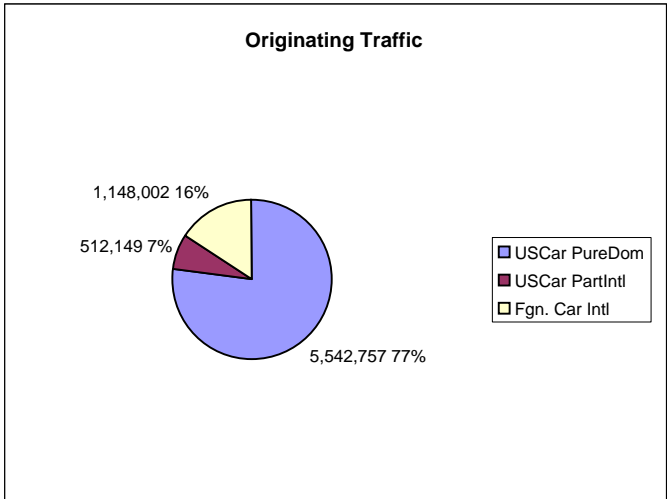
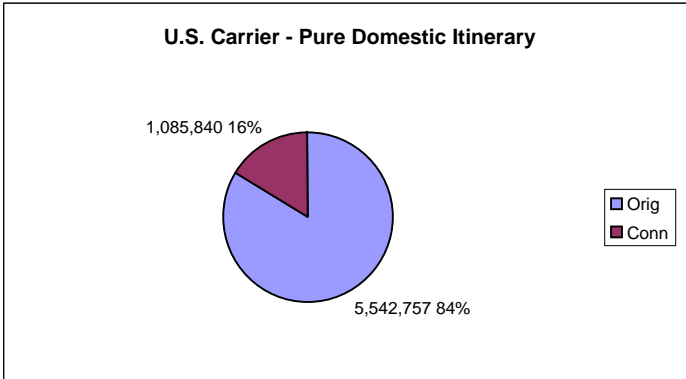
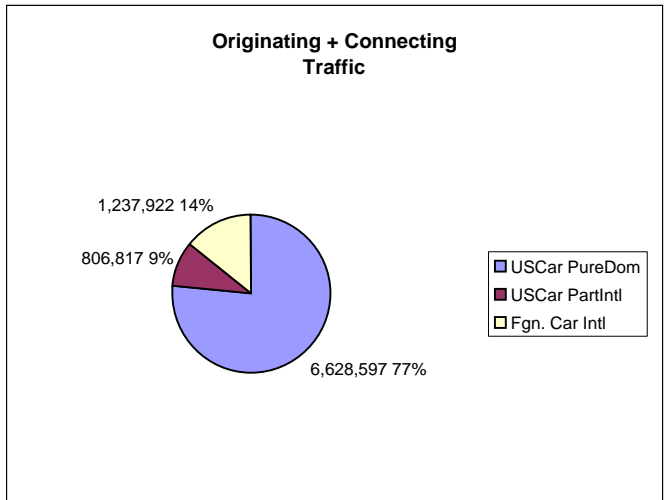
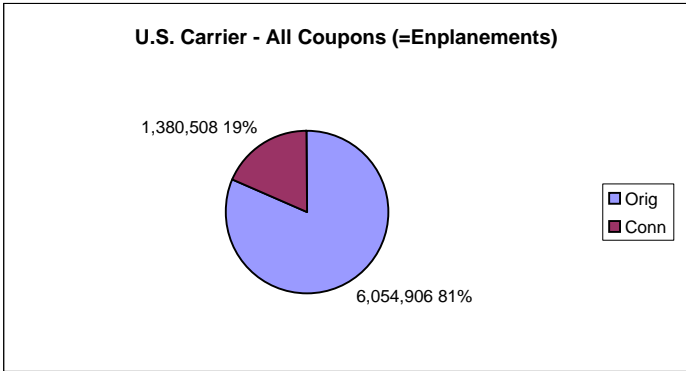


Honolulu - Oahu - Hawaii
Commercial Aircraft Departures - 2003

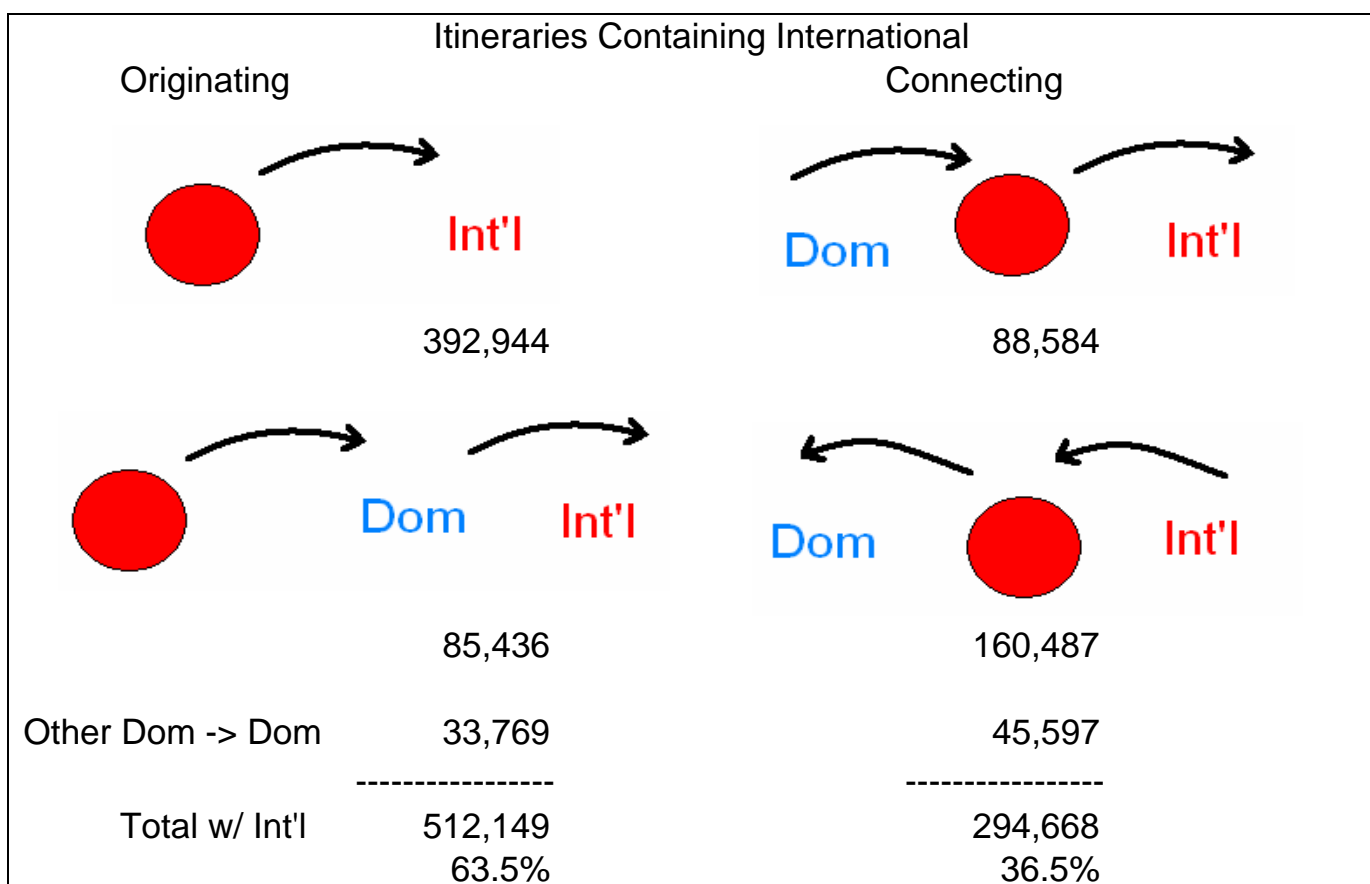
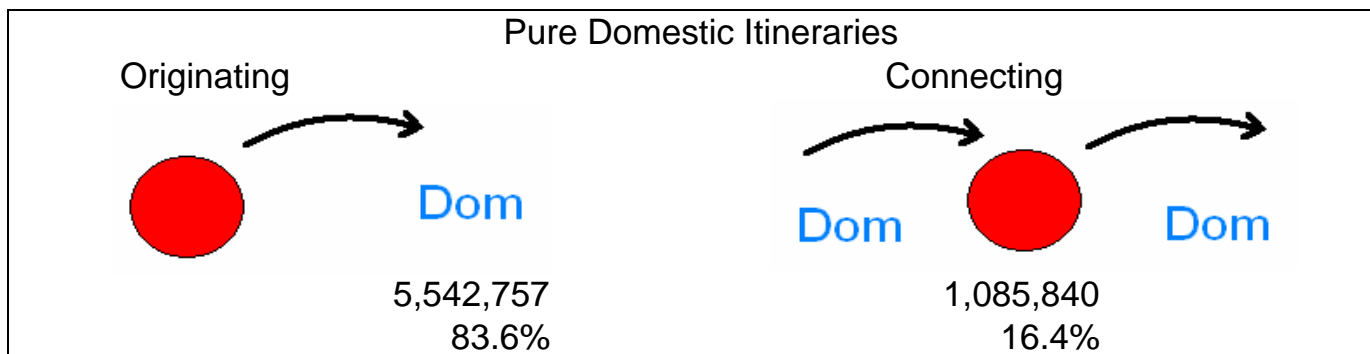


Honolulu - Oahu - Hawaii - HNL O&D Survey Coupon Passengers - 2003



Note: 10% survey times 10 - enhanced with estimated data for non-survey-reporting-carriers and normalized to "T100 Market" data

Honolulu - Oahu - Hawaii - HNL
 O&D Survey Coupon Passengers - 2003
 (U.S. Carriers Only)



All Itineraries Combined		
Total	Originating	Connecting
	-----	-----
	6,054,906	1,380,508
	81.4%	18.6%
	Originating plus Connecting	
Grand Total	7,435,414	

Note: 10% survey times 10 - enhanced with estimated data for non-survey-reporting-carriers and normalized to "T100 Market" data

Total Domestic Survey Coupons Summed by Operating Carrier with Correlation to T100 Data - Year 2003

(10% survey times 10 - enhanced with estimated data for non-survey-reporting-carriers ("XX" Marketing Carrier) and normalized to "T100 Market" data)

Enpl. Airport	All U.S. Airports	Operating Carrier	Marketing Carrier	Total Dom. Coupons	T100 Market Pass. Enpl.	T100 Segmt. Onboard Pass.	Aircraft Departures	Average Non-Stop Distance	Average Seats per Departure	Available Seat Miles (ASM's)	Revenue Pass. Miles (RPM's)	Load Factor	Revenue per ASM (cents/mile)	Survey Rev. per Cpn. Mile (cents/mile)
HNL	SUB	TZ		189,078	187,682	188,197	980	2,520	241.3	594,751,000	473,155,000	79.6	4.93	6.20
HNL		UA	UA	712,408										7.54
HNL		UA	LH	3,026										6.58
HNL		UA	US	2,734										8.31
HNL		UA	NZ	155										11.47
HNL		UA	MX	137										9.21
HNL		UA	RG	41										14.38
HNL	SUB	UA		718,501	714,182	720,885	3,226	2,566	271.3	2,250,665,000	1,863,546,000	82.8	6.25	7.55
HNL		US	UA	70										3.81
HNL		US	US	10										7.66
HNL	SUB	US		80										5.97
HNL		WP	XX	107,258										67.00
HNL		WP	AQ	17,602										36.18
HNL		WP	UA	1,335										12.64
HNL		WP	WP	20										75.50
HNL	SUB	WP		126,215	126,263	126,263	6,732	69	37.0	17,206,000	8,796,000	51.1	31.68	62.00
HNL		YY	YY	1,451										8.91
HNL	SUB	YY		1,451										8.91
HNL	TOT			6,953,886	6,962,369	7,144,895	65,046	861	139.4	12,869,470,000	10,654,392,000	82.8	6.77	8.18

