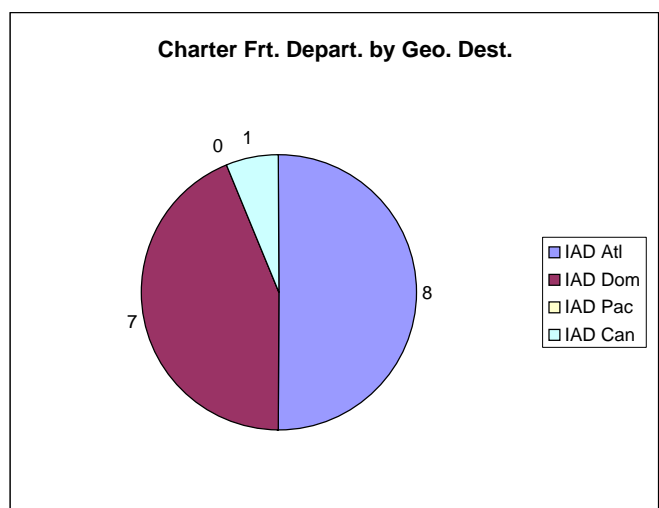
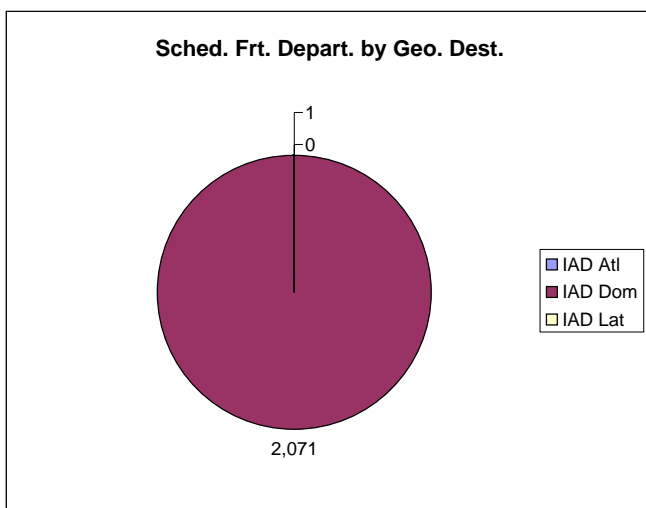
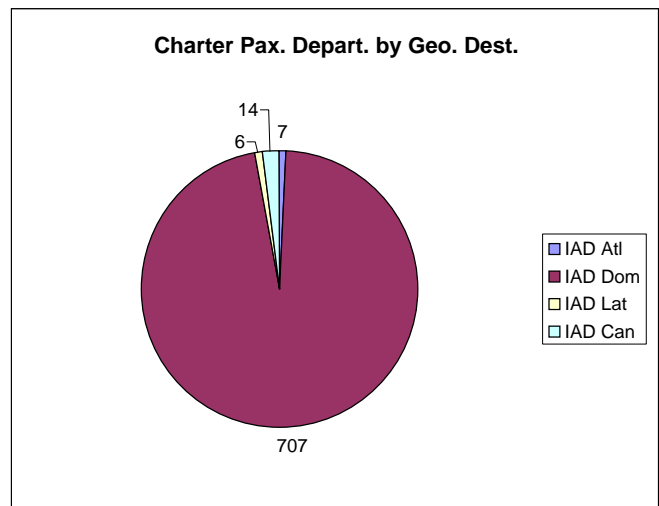
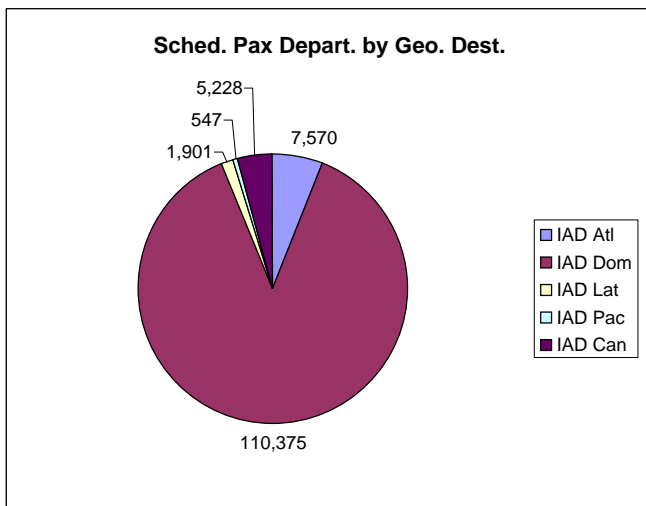
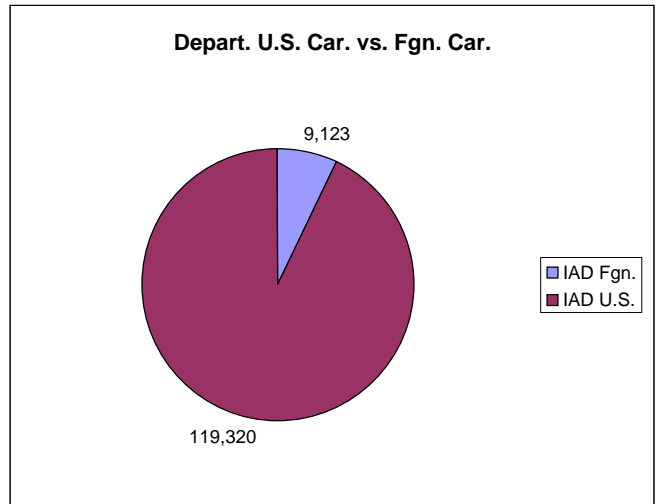
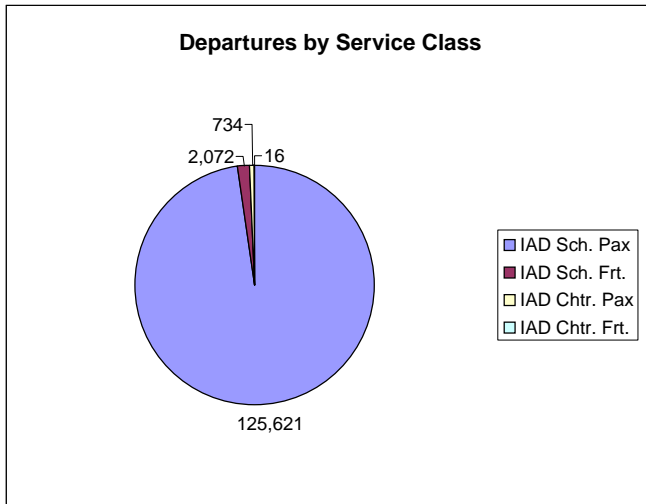
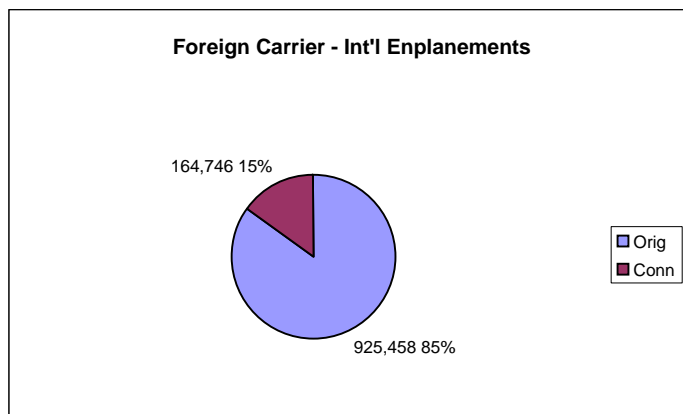
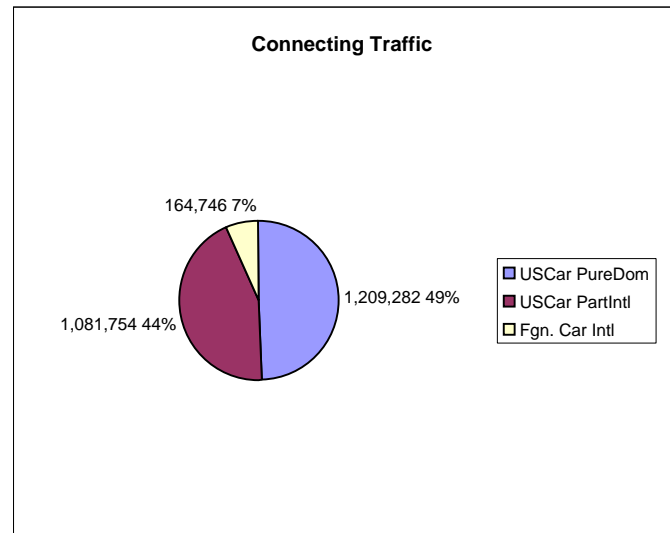
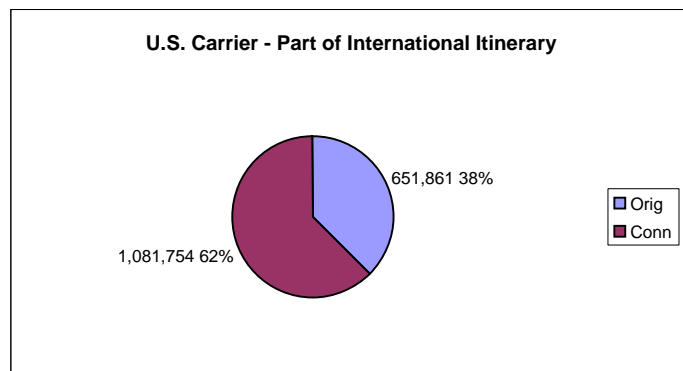
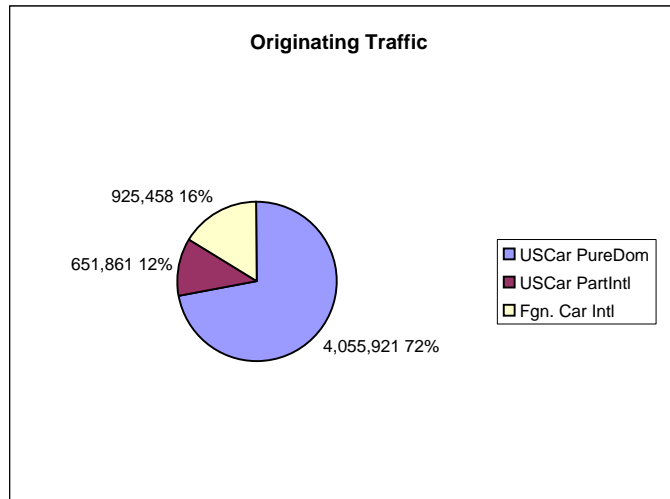
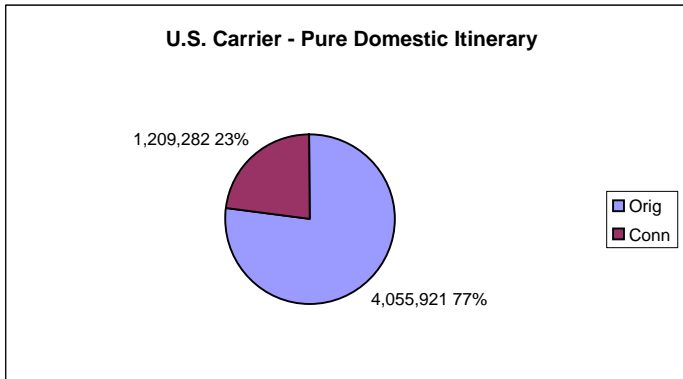
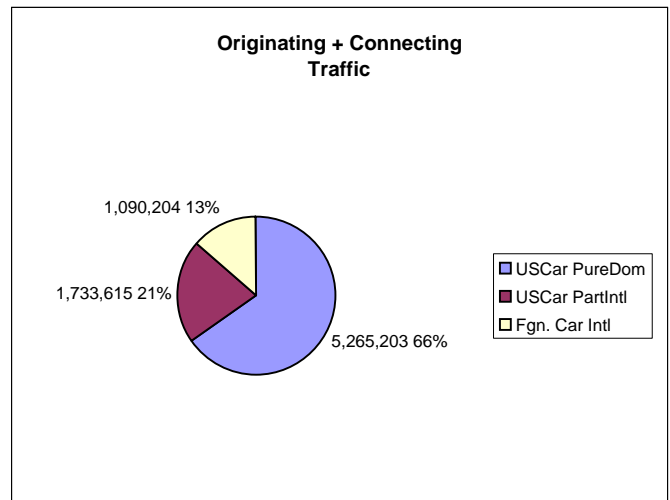
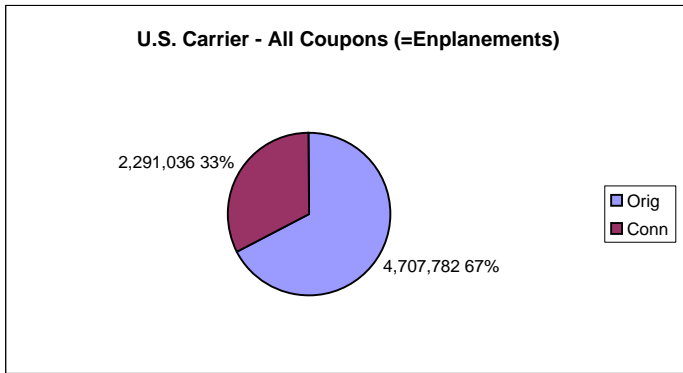


Washington - Dulles International Airport
Commercial Aircraft Departures - 2003

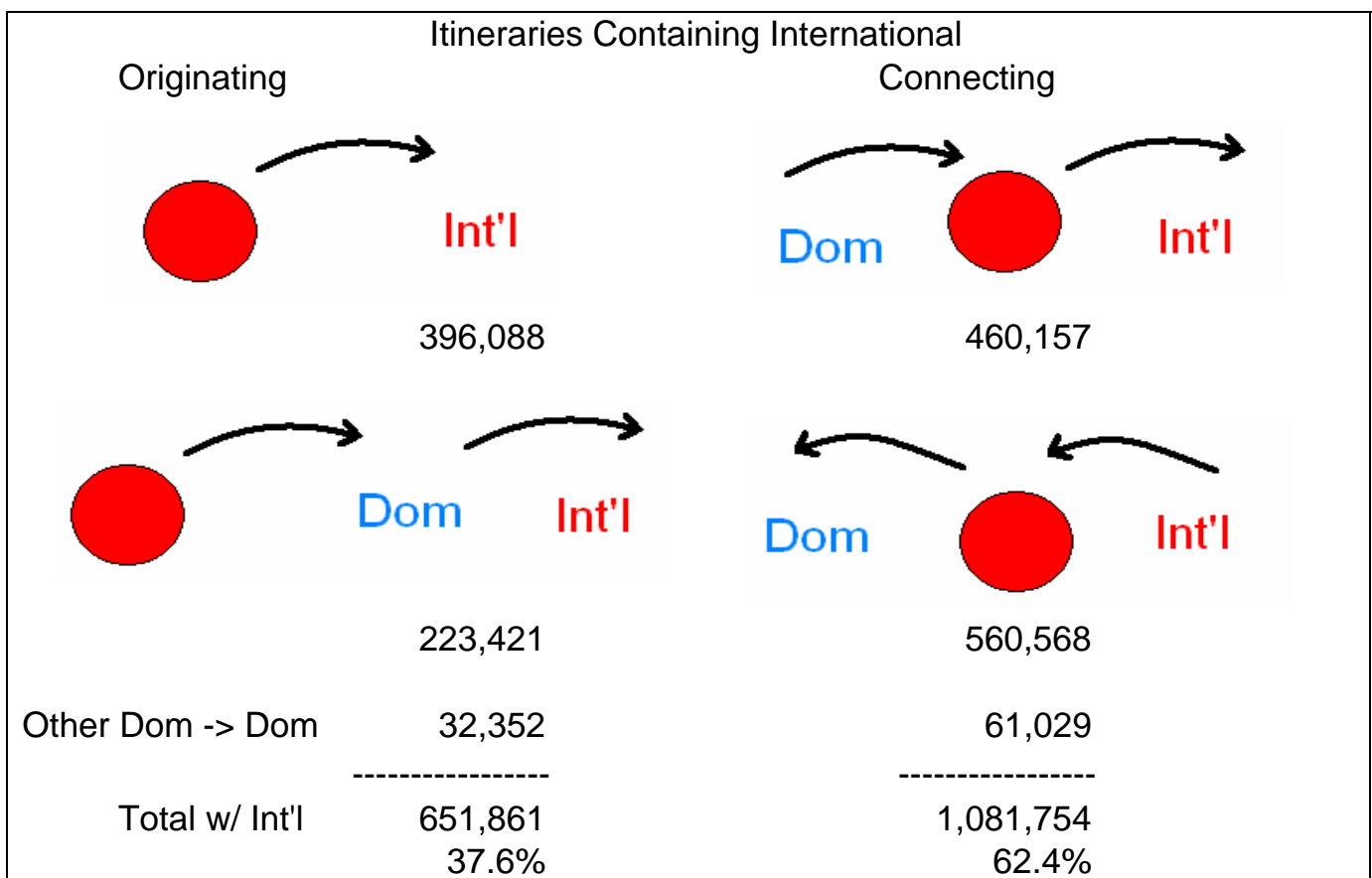
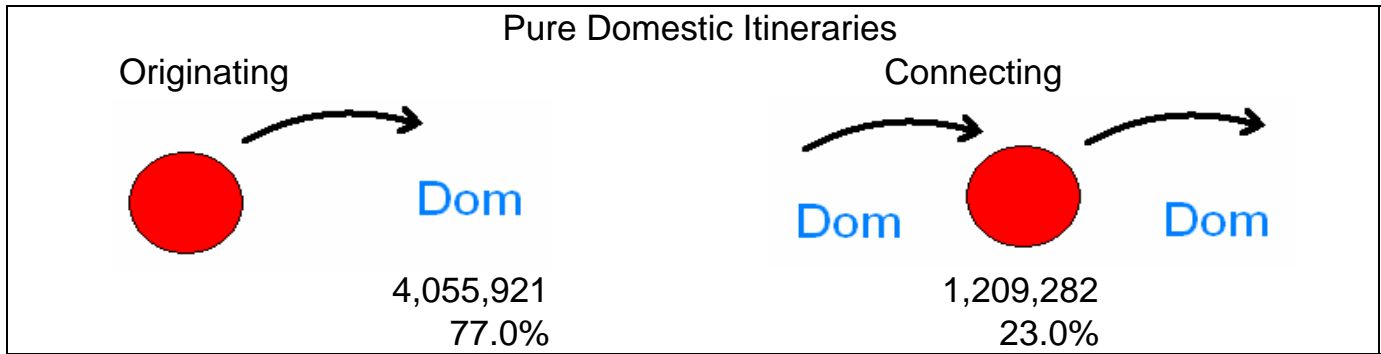


Washington - Dulles International Airport - IAD O&D Survey Coupon Passengers - 2003



Note: 10% survey times 10 - enhanced with estimated data for non-survey-reporting-carriers and normalized to "T100 Market" data

Washington - Dulles International Airport - IAD
 O&D Survey Coupon Passengers - 2003
 (U.S. Carriers Only)



All Itineraries Combined		
Total	Originating	Connecting
	-----	-----
	4,707,782	2,291,036
	67.3%	32.7%
	Originating plus Connecting	
Grand Total	6,998,818	

Note: 10% survey times 10 - enhanced with estimated data for non-survey-reporting-carriers and normalized to "T100 Market" data

Total Domestic Survey Coupons Summed by Operating Carrier with Correlation to T100 Data - Year 2003

(10% survey times 10 - enhanced with estimated data for non-survey-reporting-carriers ("XX" Marketing Carrier) and normalized to "T100 Market" data)

Enpl. Airport	All U.S. Airports	Operating Carrier	Marketing Carrier	Total Dom. Coupons	T100 Market Pass. Enpl.	T100 Segmt. Onboard Pass.	Aircraft Departures	Average Non-Stop Distance	Average Seats per Departure	Available Seat Miles (ASM's)	Revenue Pass. Miles (RPM's)	Load Factor	Revenue per ASM (cents/mile)	Survey Rev. per Cpn. Mile (cents/mile)
IAD		UA	TG	9										8.33
IAD	SUB	UA		2,367,363	2,322,041	2,391,318	21,574	1,478	156.2	5,052,762,000	3,594,694,000	71.1	8.39	11.81
IAD		US	US	93,354										23.97
IAD		US	UA	22,301										17.99
IAD	SUB	US		115,655	113,303	114,388	1,620	326	127.8	67,422,000	37,481,000	55.6	12.70	22.85
IAD		YV	UA	2,215										4.95
IAD	SUB	YV		2,215	0	133	8	24	50.0	8,000	3,000	37.5	1.86	4.95
IAD		YY	YY	691										14.60
IAD	SUB	YY		691										14.60
IAD		ZW	UA	173,101										18.46
IAD		ZW	LH	125										9.44
IAD		ZW	SK	32										9.82
IAD		ZW	AC	9										11.58
IAD		ZW	OS	8										8.07
IAD	SUB	ZW		173,275	175,477	175,477	4,098	456	60.4	103,087,000	73,702,000	71.5	13.19	18.45
IAD		12	US	1,737										37.89
IAD		12	XX	275										45.82
IAD	SUB	12		2,012	2,012	2,231	296	223	37.0	2,441,000	463,000	19.0	7.39	38.90
IAD		17	US	220										26.44
IAD	SUB	17		220	218	282	23	121	37.6	105,000	32,000	30.5	8.06	26.44
IAD		9L	US	16,494										58.50
IAD		9L	XX	1,659										50.35
IAD	SUB	9L		18,153	17,318	18,409	1,395	186	28.1	7,263,000	3,388,000	46.6	26.92	57.78
IAD		9N	UA	2,586										15.81
IAD		9N	AA	1,507										17.86
IAD	SUB	9N		4,093	4,229	4,233	139	538	49.9	3,737,000	2,162,000	57.9	9.75	16.84
IAD	TOT			6,142,511	6,102,683	6,194,351	109,950	685	82.0	9,095,490,000	6,390,875,000	70.3	8.99	12.78

