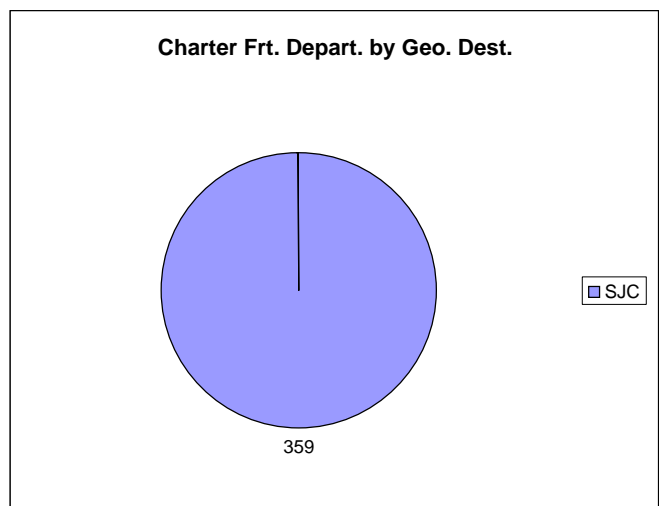
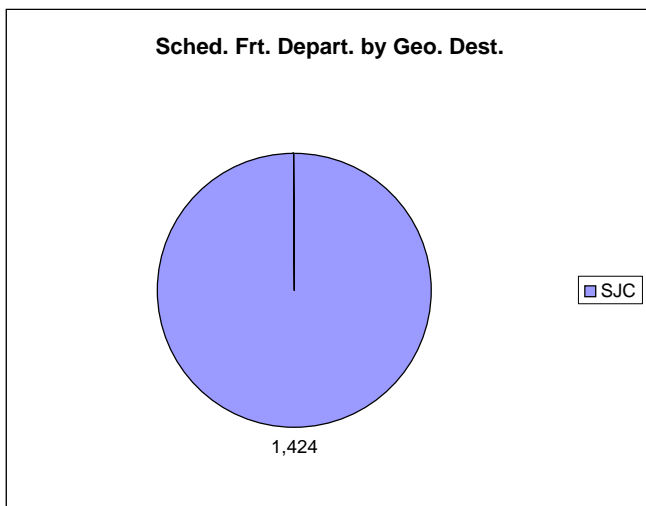
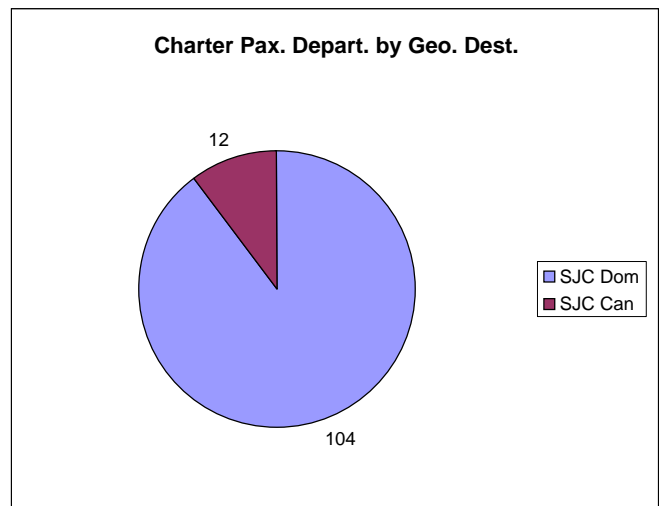
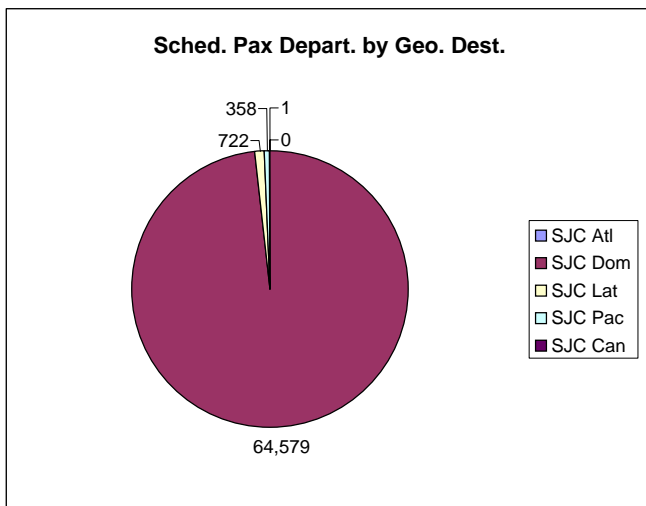
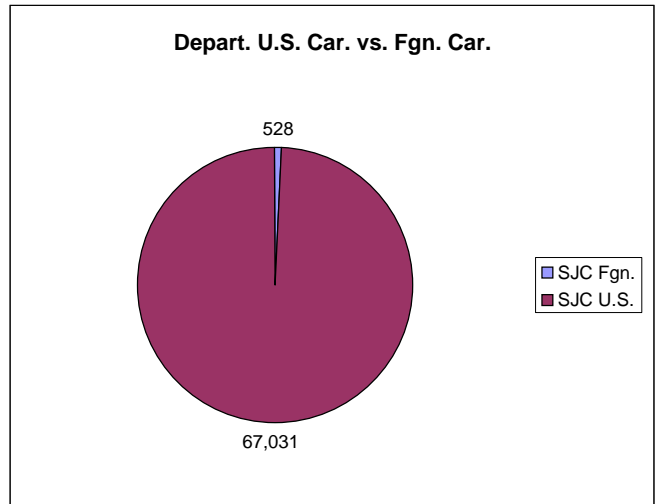
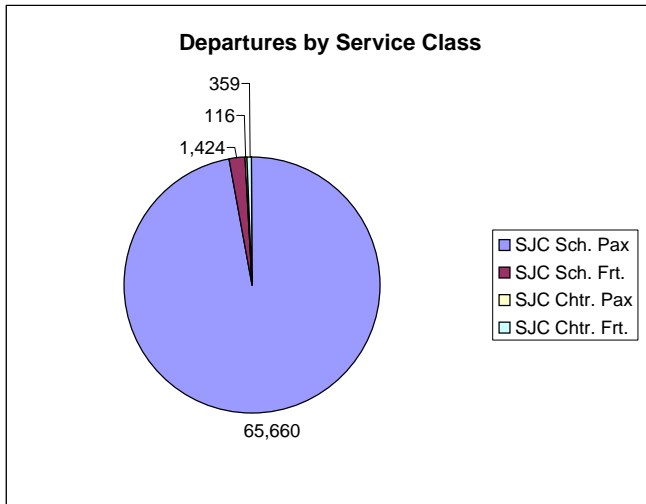
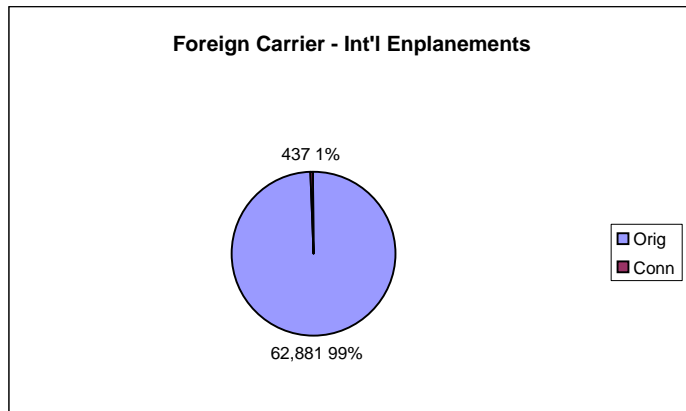
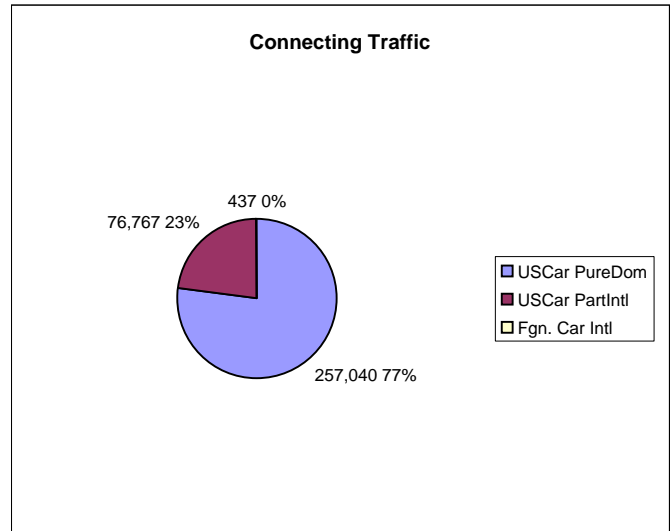
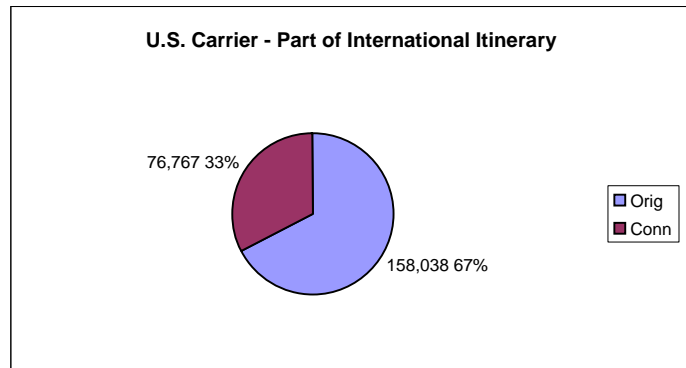
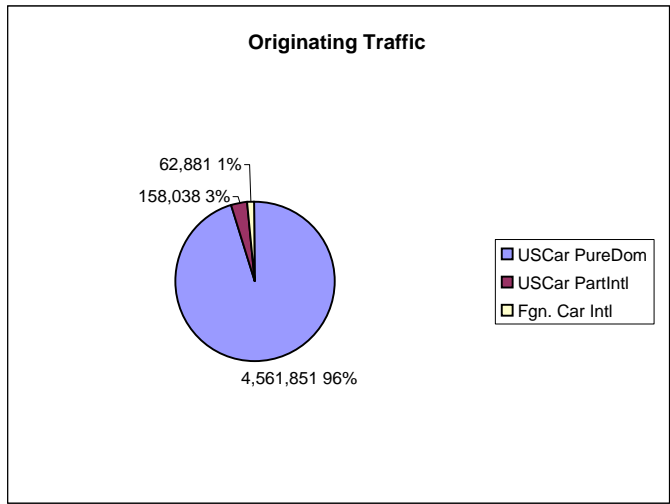
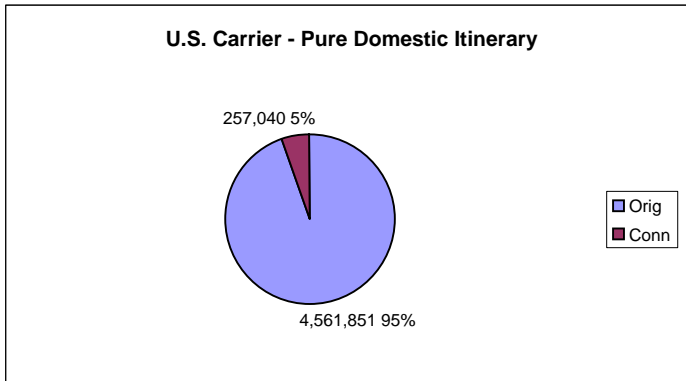
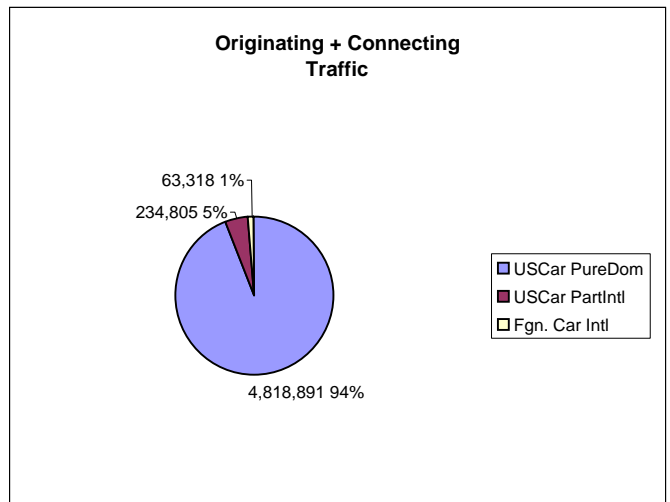
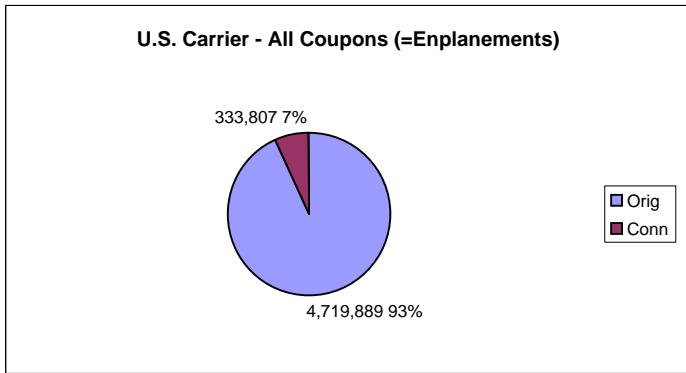


San Jose California Municipal Airport
Commercial Aircraft Departures - 2003

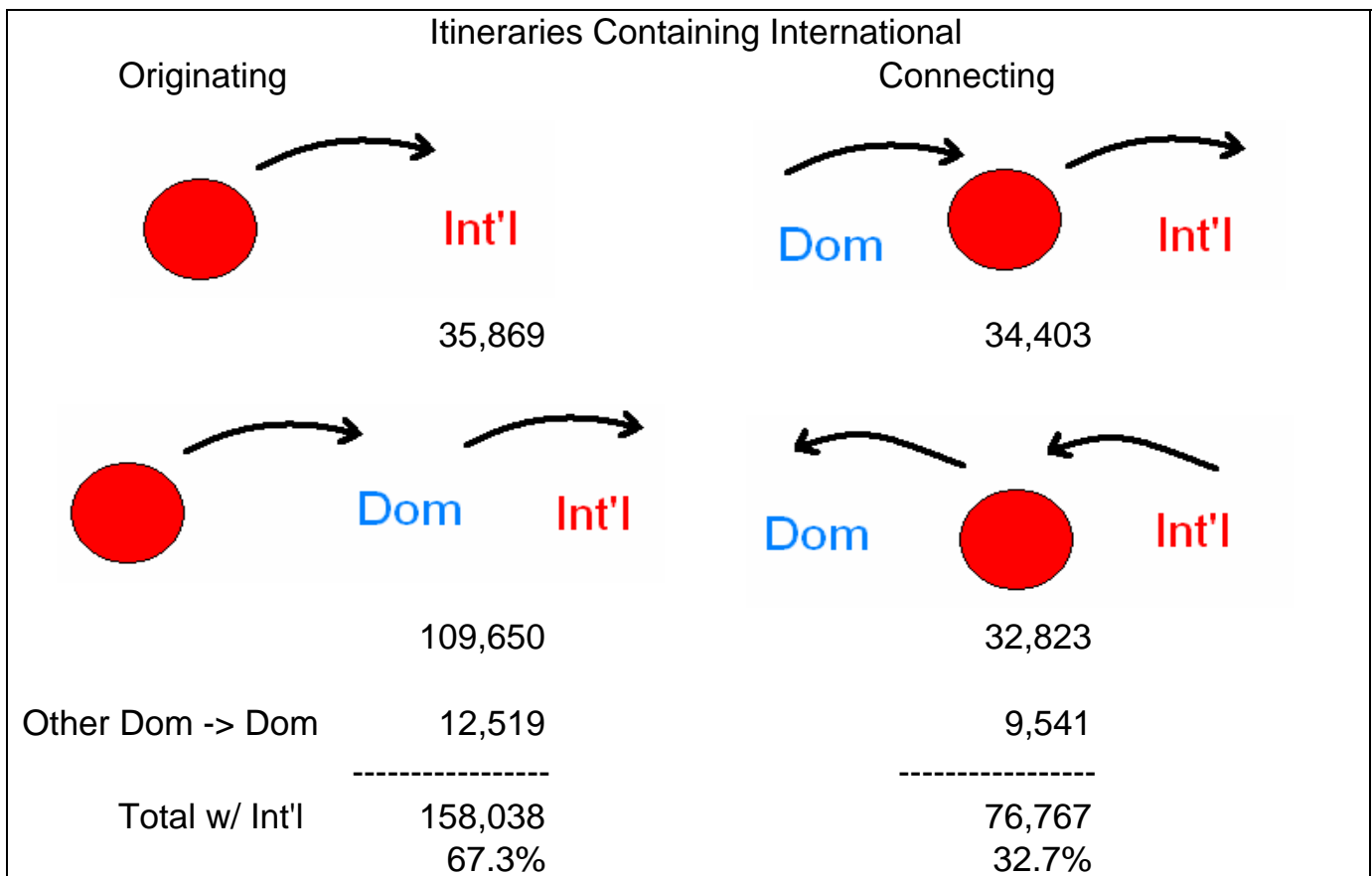
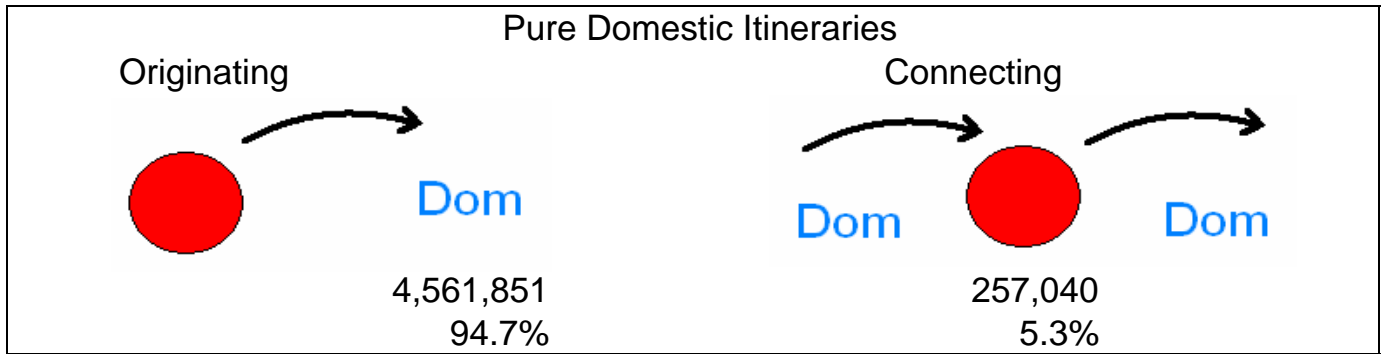


San Jose California Municipal Airport - SJC O&D Survey Coupon Passengers - 2003



Note: 10% survey times 10 - enhanced with estimated data for non-survey-reporting-carriers and normalized to "T100 Market" data

San Jose California Municipal Airport - SJC
 O&D Survey Coupon Passengers - 2003
 (U.S. Carriers Only)



All Itineraries Combined		
Total	Originating	Connecting
	-----	-----
	4,719,889	333,807
	93.4%	6.6%
	Originating plus Connecting	
Grand Total	5,053,696	

Note: 10% survey times 10 - enhanced with estimated data for non-survey-reporting-carriers and normalized to "T100 Market" data

Total Domestic Survey Coupons Summed by Operating Carrier with Correlation to T100 Data - Year 2003

(10% survey times 10 - enhanced with estimated data for non-survey-reporting-carriers ("XX" Marketing Carrier) and normalized to "T100 Market" data)

Enpl. Airport	All U.S. Airports	Operating Carrier	Marketing Carrier	Total Dom. Coupons	T100 Market Pass. Enpl.	T100 Segmt. Onboard Pass.	Aircraft Departures	Average Non-Stop Distance	Average Seats per Departure	Available Seat Miles (ASM's)	Revenue Pass. Miles (RPM's)	Load Factor	Revenue per ASM (cents/mile)	Survey Rev. per Cpn. Mile (cents/mile)
SJC		OO	US	160										21.62
SJC		OO	CO	19										9.00
SJC	SUB	OO		115,337	115,425	115,425	4,034	337	43.8	62,014,000	40,975,000	66.1	15.58	23.58
SJC		QX	AS	51,655										18.59
SJC	SUB	QX		51,655	52,322	58,753	1,439	616	70.0	62,060,000	36,315,000	58.5	10.88	18.59
SJC		TZ	TZ	87,209										6.00
SJC	SUB	TZ		87,209	87,508	87,808	682	1,836	209.3	261,974,000	161,004,000	61.5	3.69	6.00
SJC		UA	UA	371,572										10.15
SJC		UA	US	6,975										10.17
SJC		UA	AC	3,730										11.98
SJC		UA	LH	268										8.12
SJC		UA	SK	228										11.58
SJC		UA	OS	29										7.26
SJC		UA	BD	19										11.60
SJC	SUB	UA		382,821	380,631	381,214	4,021	1,471	124.0	738,029,000	560,922,000	76.0	7.73	10.17
SJC		US	US	96										14.97
SJC	SUB	US		96										14.97
SJC		WN	WN	1,940,826										15.20
SJC	SUB	WN		1,940,826	1,939,543	2,091,289	24,641	419	132.9	1,376,263,000	901,649,000	65.5	9.95	15.20
SJC		XP	XP	259										3.42
SJC	SUB	XP		259	259	294	6	314	122.0	230,000	101,000	43.9	1.50	3.42
SJC		YV	F9	5,734										14.42
SJC		YV	XX	2,909										18.40
SJC	SUB	YV		8,643	7,661	7,926	197	943	50.0	9,290,000	7,495,000	80.7	12.72	15.76
SJC		YX	YX	10										13.30
SJC	SUB	YX		10										13.30
SJC		YY	YY	365										8.36
SJC	SUB	YY		365										8.36
SJC		ZW	UA	8,200										18.43
SJC	SUB	ZW		8,200	8,366	8,366	211	308	50.0	3,250,000	2,577,000	79.3	14.61	18.43
SJC	TOT			4,983,424	4,972,367	5,164,718	64,566	754	118.6	6,455,276,000	4,496,198,000	69.7	7.67	11.01

**Top 50 Coupon Markets From Enplanement Airport
O&D Survey Domestic Passenger Coupon Data - Year 2003**

(10% survey times 10 - enhanced with estimated data for non-survey-reporting-carriers ("XX" Marketing Carrier) and normalized to "T100 Market" data)

Enpl. Airport	Depl. Airport	Operating Carrier	Marketing Carrier	Pure Dom. Orig. Coupons	Pure Dom. Conn. Coupons	Dom. Part Int'l Tkt.	Origin Pass. Coupon Rev.	Connect Pass. Coupon Rev.	Dom. Part Int'l Tkt. Rev.	Dist.	Orig. Yield Cents / Mile	Conn. Yield Cents / Mile	DPIT Yield Cents / Mile	Total Dom. Coupons	Total Dom. Revenue	Total Dom. Cents / Mile
SJC	SAN	WN	WN	304,992	9,457		21,715,700	504,876		417	17.08	12.80		314,449	22,220,577	16.95
SJC	LAX	WN	WN	277,528	6,974		17,566,143	263,418		308	20.55	12.26		284,502	17,829,562	20.35
SJC	SEA	AS	AS	231,202	9,842	15,450	21,162,402	486,992	1,588,427	697	13.13	7.10	14.75	256,494	23,237,822	13.00
SJC	DFW	AA	AA	219,731	9,363	23,027	31,947,108	732,550	2,956,229	1,438	10.11	5.44	8.93	252,121	35,635,887	9.83
SJC	BUR	WN	WN	206,874	9,930		14,267,856	415,739		296	23.30	14.14		216,804	14,683,595	22.88
SJC	LAS	WN	WN	199,283	1,508		15,164,848	58,806		386	19.71	10.10		200,791	15,223,653	19.64
SJC	PHX	HP	HP	182,219	1,496	9,059	14,353,905	94,962	781,514	621	12.69	10.22	13.89	192,774	15,230,380	12.72
SJC	SNA	WN	WN	173,423	16,910		11,920,525	851,187		342	20.10	14.72		190,333	12,771,712	19.62
SJC	ONT	WN	WN	167,442	17,312		10,803,109	897,048		333	19.38	15.56		184,754	11,700,157	19.02
SJC	ORD	AA	AA	150,298	7,364	20,035	21,382,815	678,963	3,608,302	1,829	7.78	5.04	9.85	177,697	25,670,079	7.90
SJC	PHX	WN	WN	171,589	1,972		12,607,602	121,843		621	11.83	9.95		173,561	12,729,445	11.81
SJC	DEN	UA	UA	162,944	2,057	2,858	21,986,913	302,050	310,539	948	14.23	15.49	11.46	167,859	22,599,503	14.20
SJC	ORD	UA	UA	154,091	2,489	9,277	22,705,318	384,110	1,932,294	1,829	8.06	8.44	11.39	165,857	25,021,722	8.25
SJC	PDX	AS	AS	144,848	4,924	3,993	11,589,231	227,366	319,387	569	14.06	8.12	14.06	153,765	12,135,985	13.87
SJC	RNO	WN	WN	79,749	32,956		3,980,160	935,560		188	26.55	15.10		112,705	4,915,720	23.20
SJC	IAH	CO	CO	95,707	126	6,912	13,663,394	20,727	1,140,877	1,608	8.88	10.23	10.27	102,745	14,824,998	8.97
SJC	LAX	MQ	AA	82,080	5,628	14,657	4,838,534	133,913	497,056	308	19.14	7.73	11.01	102,365	5,469,503	17.35
SJC	MSP	NW	NW	96,037	232	3,205	14,219,986	43,092	467,145	1,576	9.40	11.79	9.25	99,474	14,730,223	9.40
SJC	LAS	AA	AA	80,213	10,896	6,624	6,070,841	239,118	260,926	386	19.61	5.69	10.21	97,733	6,570,885	17.42
SJC	ATL	DL	DL	90,124	611	2,282	14,867,140	124,646	387,954	2,116	7.80	9.64	8.03	93,017	15,379,741	7.81
SJC	SLC	DL	DL	90,533	1,072	1,079	7,380,716	71,378	86,734	585	13.94	11.38	13.74	92,684	7,538,828	13.90
SJC	SNA	AA	AA	87,058	2,618	768	6,390,079	80,877	40,435	342	21.46	9.03	15.40	90,444	6,511,392	21.05
SJC	JFK	AA	AA	73,044	5,427	6,307	11,292,616	648,991	1,207,914	2,569	6.02	4.66	7.46	84,778	13,149,520	6.04
SJC	MDW	TZ	TZ	78,737	271	43	8,639,212	39,593	13,070	1,838	5.97	7.95	16.54	79,051	8,691,874	5.98
SJC	PDX	WN	WN	61,700	17,284		4,669,745	1,178,456		569	13.30	11.98		78,984	5,848,201	13.01
SJC	SAN	MQ	AA	63,824	4,003	8,118	5,517,564	128,936	359,043	417	20.73	7.72	10.61	75,945	6,005,542	18.96
SJC	SEA	WN	WN	58,785	16,242		5,075,195	1,215,602		697	12.39	10.74		75,027	6,290,796	12.03
SJC	AUS	AA	AA	67,606	3,120	3,729	12,619,487	269,670	752,592	1,476	12.65	5.86	13.67	74,455	13,641,749	12.41
SJC	BOS	AA	AA	55,147	3,721	2,687	13,331,063	564,654	698,501	2,689	8.99	5.64	9.67	61,555	14,594,219	8.82
SJC	LAS	HP	HP	59,420	529	732	3,602,784	21,756	37,541	386	15.71	10.65	13.29	60,681	3,662,081	15.64
SJC	SNA	MQ	AA	57,227	1,665	1,473	4,629,679	53,990	74,550	342	23.66	9.48	14.80	60,365	4,758,219	23.05
SJC	STL	AA	AA	52,195	555	906	7,103,246	64,446	153,194	1,716	7.93	6.77	9.85	53,656	7,320,886	7.95
SJC	DEN	F9	F9	49,346	50	269	5,204,498	6,608	21,359	948	11.13	13.94	8.38	49,665	5,232,464	11.11
SJC	LAX	OO	XX	44,897			5,112,870			308	36.97			44,897	5,112,870	36.97
SJC	HNL	AA	AA	15,474	20,683	765	2,537,175	2,610,756	115,719	2,416	6.79	5.23	6.26	36,922	5,263,650	5.90
SJC	LAX	OO	UA	27,911	2,293	3,934	996,584	95,520	134,486	308	11.59	13.53	11.10	34,138	1,226,590	11.67
SJC	BWI	WN	WN	32,995	148		3,726,056	18,358		2,438	4.63	5.09		33,143	3,744,414	4.63
SJC	IAD	UA	UA	26,973	524	2,801	6,109,560	108,692	486,607	2,400	9.44	8.64	7.24	30,298	6,704,859	9.22
SJC	DTW	NW	NW	27,063	56	1,396	4,081,587	8,034	267,073	2,063	7.31	6.95	9.27	28,515	4,356,694	7.41
SJC	OGG	AA	AA	15,035	10,241	147	2,344,891	1,082,987	20,826	2,356	6.62	4.49	6.01	25,423	3,448,705	5.76
SJC	TUS	QX	AS	17,077	4,412	281	2,346,675	268,106	25,494	721	19.06	8.43	12.58	21,770	2,640,275	16.82
SJC	BOI	QX	AS	20,699	599	159	2,386,015	30,529	18,451	523	22.04	9.75	22.19	21,457	2,434,995	21.70
SJC	ABQ	WN	WN	20,196	138		2,357,282	19,131		870	13.42	15.94		20,334	2,376,414	13.43
SJC	MCI	WN	WN	18,076	875		1,796,411	84,948		1,479	6.72	6.56		18,951	1,881,359	6.71
SJC	EWV	CO	CO	16,294	96	924	2,989,266	18,562	165,206	2,548	7.20	7.59	7.02	17,314	3,173,035	7.19
SJC	SLC	OO	DL	16,772	243	288	1,424,841	14,305	15,952	585	14.52	10.06	9.47	17,303	1,455,098	14.38
SJC	SBA	OO	XX	11,302			1,177,555			234	44.53			11,302	1,177,555	44.53
SJC	PDX	QX	AS	8,342	54	32	814,105	4,593	2,974	569	17.15	14.95	16.34	8,428	821,672	17.13
SJC	LAX	ZW	UA	7,310	281	562	427,926	14,637	22,460	308	19.01	16.91	12.98	8,153	465,023	18.52
SJC	PSP	AS	AS	5,364	1,494		446,772	64,717		390	21.36	11.11		6,858	511,489	19.12
SJC	OTH			105,075	6,299	9,754	14,232,834	567,163	1,371,493	1,595	8.49	5.65	8.82	121,128	16,171,490	8.37
SJC	TOT			4,561,851	257,040	164,533	457,577,818	16,872,963	20,342,327	902	11.12	7.28	13.71	4,983,424	494,793,108	11.01
				Pure Domestic Orig+Connect			4,818,891									
				Percent Originating - Pure Dom.			94.67%									
				Percent Connecting - Pure Dom.				5.33%								
				Percent of Total Domestic			91.54%	5.16%	3.30%							